

# TASK S linear sensor direct


suspended system  
059-5744078K



Project / Type

Notes

Count / Date



### General

Ceiling , Suspended

black , RAL 9005 <sup>1</sup>

IP20

1460 lm

### LED

3000 K

CRI ≥ 90

L90 / 50000 h

initial MacAdam ≤ 3 SDCM

R<sub>g</sub>: 96 , R<sub>f</sub>: 90 , R<sub>(1-15)</sub>: 90

MR 0.61

MDER 0.56

### Optical

Microprismatic

microprismatic

UGR ≤ 19 , ≥65° <3000 cd/m²

PstLM ≤ 1.0 <sup>2</sup>

SVM ≤ 0.4 <sup>2</sup>

### Electrical

DALI-2 sensor

220-240 V

system 12.9 W

system 113 lm/W<sup>3</sup>

PC1

2 DALI Addr.

### Physical

length 1189 mm

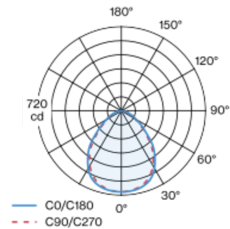
width 180 mm

height 34 mm

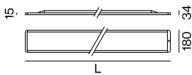
3.2 kg

Luminaire housing made of aluminium with rounded edges; extremely flat (only 15mm) and slim (only 180mm) design; modern shape in an elegant design for high demands; for continuous lighting systems; surface black powder coated; with integrated toolless suspension height adjustment on the luminaire; convenient quick mounting system without tools; direct light distribution through LGP body (Light Guiding Prism); side coupled light directed downwards by laser engraving; light control via highly reflective reflector material; microprismatic PMMA cover; completely homogeneous illumination; same light density for all surface lights with the same components; UGR ≤ 19; VDU compatible workplace luminaire according to DIN EN 12464-1; luminance above 65° ≤ 3000 cd/m²; light colour 3000 K; binning initial MacAdam ≤ 3 SDCM; CRI ≥ 90; min. 90% of luminous flux after 50000 operating hours; energy efficient LEDs with high CRI; degree of protection IP20; PC1; 220-240 V; internal wiring in light halogen free; incl. DALI-2 converter; luminaire with integrated DALI-2 infrared presence and brightness sensor (DALI-2 controller required); automatic light control of luminaire to individually adjustable brightness; variable automatic shutdown; sound absorbing accessories available; accessories are listed separately; light source replaceable by an authorized professional; control gear replaceable by an authorized professional;

### Light distribution



### Product drawing



<sup>1</sup> RAL code <sup>2</sup> Value of containing product at full load (undimmed)  
<sup>3</sup> incl. consideration of optical losses, internal control unit losses & operating device efficiency

### Installation instructions



### Lighting calculator



# TASK S linear sensor direct

suspended system  
059-5744078K



Project / Type

Notes

Count / Date

### Maintenance Factors

Operating Time [h]	10 000	20 000	30 000	40 000	50 000
LLMF	0.98	0.97	0.95	0.93	0.92
LSF	1	1	1	1	1
MF	LMF × RSMF × LLMF × LSF		RSMF <sup>a</sup>	Room Surface Maintenance Factor	
MF	Maintenance Factor		LLMF	Lamp Lumens Maintenance Factor	
LMF <sup>a</sup>	Luminaire Maintenance Factor		LSF	Lamp Survival Factor	

<sup>a</sup> According to "CIE 97, Maintenance of indoor electric lighting systems", 2005, ISBN 3-900-734-34-8. The values must be determined by the planner.

### Circuit Breaker Types

Automatic Circuit Breaker Type	Number of Fixtures
B10	18
B13	23
B16	28
B20	35
C10	30
C13	38
C16	46
C20	58



# TASK S linear sensor direct

suspended system

059-5744078K



Project / Type

Notes

Count / Date

## Mounting accessories

### LINEAR CONNECTOR

TYPE	COLOUR	ARTICLE NUMBER(S)
mechanical & electrical	pure white	059-2792317
mechanical & electrical	jet black	059-2792318
mechanical	pure white	059-2792417
mechanical	jet black	059-2792418



### CORNER CONNECTOR

TYPE	COLOUR	ARTICLE NUMBER(S)
90°   mechanical & electrical	pure white	059-2792717
90°   mechanical & electrical	jet black	059-2792718
90°   mechanical	pure white	059-2792817
90°   mechanical	jet black	059-2792818



### SYSTEM CONNECTOR

TYPE	COLOUR	L-W-H (MM)	ARTICLE NUMBER(S)
L 800 mm   mechanical & electrical	pure white	800-36-18	059-2792327
L 800 mm   mechanical & electrical	jet black	800-36-18	059-2792328
L 1200 mm   mechanical & electrical	pure white	1200-36-18	059-2792337
L 1200 mm   mechanical & electrical	jet black	1200-36-18	059-2792338
L 1200 mm   mechanical & electrical cuttable	pure white	1200-36-18	059-2792307
L 1200 mm   mechanical & electrical cuttable	jet black	1200-36-18	059-2792308
L 2400 mm   mechanical & electrical cuttable	pure white	2400-36-18	059-2792347
L 2400 mm   mechanical & electrical cuttable	jet black	2400-36-18	059-2792348



### CABLE SUSPENSION

COLOUR	ARTICLE NUMBER(S)
pure white	059-2792127



### END PIECE

TYPE	COLOUR	ARTICLE NUMBER(S)
incl. cable suspension	pure white	059-2792117
incl. cable suspension	jet black	059-2792118



### POWER FEEDER

TYPE	COLOUR	L-W-H (MM)	ARTICLE NUMBER(S)
5 x 1,5 mm <sup>2</sup>	pure white	106-36-1500	059-2792217
5 x 1,5 mm <sup>2</sup>	jet black	106-36-1500	059-2792218



### MIDDLE POWER FEEDER

TYPE	COLOUR	L-W-H (MM)	ARTICLE NUMBER(S)
5 x 1,5 mm <sup>2</sup>	pure white	100-100-1500	059-2792517
5 x 1,5 mm <sup>2</sup>	jet black	100-100-1500	059-2792518

