


TASK S linear sensor direct / indirect power

suspended system

059-5766D78K



Project / Type	
Notes	
Count / Date	



General

Ceiling , Suspended
black , RAL 9005 ¹
IP20
indirect 3140 lm
direct 5820 lm
total 8960 lm

LED

tunable white
2700 K - 6500 K
CRI ≥ 80
L85 / 50000 h
MR 1.01
MDER 0.92

Optical

Microprismatic
microprismatic
UGR ≤ 19
PstLM ≤ 1.0 ²
SVM ≤ 0.4 ²

Electrical

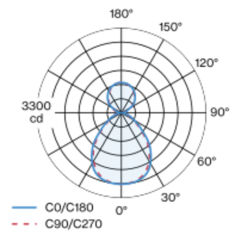
DALI-2 DT8 sensor
220-240 V
system 85 W
system 105 lm/W ³
PC1
2 DALI Addr.

Physical

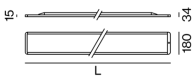
length 1757 mm
width 180 mm
height 34 mm
5 kg

Luminaire housing made of aluminium with rounded edges; extremely flat (only 15mm) and slim (only 180mm) design; modern shape in an elegant design for high demands; for continuous lighting systems; surface black powder coated; with integrated toolless suspension height adjustment on the luminaire; convenient quick mounting system without tools; direct light distribution through LGP body (Light Guiding Prism); side coupled light directed downwards by laser engraving; light control via highly reflective reflector material; indirect light component with special PCBs for increased luminous flux and maximum ceiling illumination; microprismatic PMMA cover; completely homogeneous illumination; same light density for all surface lights with the same components; UGR ≤ 19; light colour: tunable white diodes (2700-6500 K); CRI ≥ 80; min. 85% of luminous flux after 50000 operating hours; energy efficient LEDs with high CRI; degree of protection IP20; PC1; 220-240 V; internal wiring in light halogen free; incl. DALI-2 / DT8 converter; luminaire with integrated DALI-2 infrared presence and brightness sensor (DALI-2 controller required); automatic light control of luminaire to individually adjustable brightness; variable automatic shutdown; sound absorbing accessories available; accessories are listed separately; light source replaceable by an authorized professional; control gear replaceable by an authorized professional;

Light distribution



Product drawing



¹ RAL code ² Value of containing product at full load (undimmed)
³ incl. consideration of optical losses, internal control unit losses & operating device efficiency

Installation instructions



Lighting calculator



TASK S linear sensor direct / indirect power

suspended system
059-5766D78K



Project / Type

Notes

Count / Date

Maintenance Factors

Operating Time [h]	10 000	20 000	30 000	40 000	50 000
LLMF	0.97	0.94	0.92	0.9	0.88
LSF	1	1	1	1	1
MF	LMF × RSMF × LLMF × LSF		RSMF ^a	Room Surface Maintenance Factor	
MF	Maintenance Factor		LLMF	Lamp Lumens Maintenance Factor	
LMF ^a	Luminaire Maintenance Factor		LSF	Lamp Survival Factor	

^a According to "CIE 97, Maintenance of indoor electric lighting systems", 2005, ISBN 3-900-734-34-8. The values must be determined by the planner.

Circuit Breaker Types

Automatic Circuit Breaker Type	Number of Fixtures
B10	8
B13	10
B16	13
B20	16
C10	13
C13	17
C16	22
C20	27



TASK S linear sensor direct / indirect power

suspended system

059-5766D78K



Project / Type

Notes

Count / Date

Mounting accessories

LINEAR CONNECTOR

TYPE	COLOUR	ARTICLE NUMBER(S)
mechanical & electrical	pure white	059-2792317
mechanical & electrical	jet black	059-2792318
mechanical	pure white	059-2792417
mechanical	jet black	059-2792418



CORNER CONNECTOR

TYPE	COLOUR	ARTICLE NUMBER(S)
90° mechanical & electrical	pure white	059-2792717
90° mechanical & electrical	jet black	059-2792718
90° mechanical	pure white	059-2792817
90° mechanical	jet black	059-2792818



SYSTEM CONNECTOR

TYPE	COLOUR	L-W-H (MM)	ARTICLE NUMBER(S)
L 800 mm mechanical & electrical	pure white	800-36-18	059-2792327
L 800 mm mechanical & electrical	jet black	800-36-18	059-2792328
L 1200 mm mechanical & electrical	pure white	1200-36-18	059-2792337
L 1200 mm mechanical & electrical	jet black	1200-36-18	059-2792338
L 1200 mm mechanical & electrical cuttable	pure white	1200-36-18	059-2792307
L 1200 mm mechanical & electrical cuttable	jet black	1200-36-18	059-2792308
L 2400 mm mechanical & electrical cuttable	pure white	2400-36-18	059-2792347
L 2400 mm mechanical & electrical cuttable	jet black	2400-36-18	059-2792348



CABLE SUSPENSION

COLOUR	ARTICLE NUMBER(S)
pure white	059-2792127



END PIECE

TYPE	COLOUR	ARTICLE NUMBER(S)
incl. cable suspension	pure white	059-2792117
incl. cable suspension	jet black	059-2792118



POWER FEEDER

TYPE	COLOUR	L-W-H (MM)	ARTICLE NUMBER(S)
5 x 1,5 mm ²	pure white	106-36-1500	059-2792217
5 x 1,5 mm ²	jet black	106-36-1500	059-2792218



MIDDLE POWER FEEDER

TYPE	COLOUR	L-W-H (MM)	ARTICLE NUMBER(S)
5 x 1,5 mm ²	pure white	100-100-1500	059-2792517
5 x 1,5 mm ²	jet black	100-100-1500	059-2792518

