

TASK S linear sensor direct / indirect soft

suspended system
059-5758177K



Project / Type

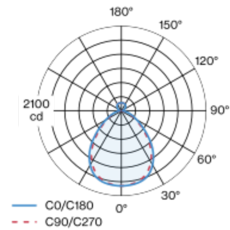
Notes

Count / Date



Luminaire housing made of aluminium with rounded edges; extremely flat (only 15mm) and slim (only 180mm) design; modern shape in an elegant design for high demands; for continuous lighting systems; surface pure white powder coated; with integrated toolless suspension height adjustment on the luminaire; convenient quick mounting system without tools; direct/indirect light distribution by LGP body (Light Guiding Prism); side coupled light, directed up and down by laser engraving; light control via highly reflective reflector material; microprismatic PMMA cover; completely homogeneous illumination; same light density for all surface lights with the same components; UGR ≤ 19; VDU compatible workplace luminaire according to DIN EN 12464-1; luminance above 65° ≤ 3000 cd/m²; light colour 4000 K; binning initial MacAdam ≤ 3 SDCM; CRI ≥ 90; min. 90% of luminous flux after 50000 operating hours; energy efficient LEDs with high CRI; degree of protection IP20; PC1; 220-240 V; internal wiring in light halogen free; incl. converter, non dimmable; sound absorbing accessories available; accessories are listed separately; light source replaceable by an authorized professional; control gear replaceable by an authorized professional;

Light distribution



Product drawing



CE

General

Ceiling | Suspended

pure white | RAL 9010

IP20

indirect 695 lm | direct 4050 lm

total 4750 lm

LED

4000 K

CRI ≥ 90

L90 / 50000 h

initial MacAdam ≤ 3 SDCM

R_g: 96 | R_f: 90 | R_{t(1-15)}: 87

MR 0.75 | MDER 0.68

Optical

Microprismatic | microprismatic

UGR ≤ 19 | ≥65° <3000 cd/m²

PstLM ≤ 1.0 ¹ | SVM ≤ 0.4 ¹

Electrical

DALI-2 / DALI-2 ESSENTIAL sensor | 2 DALI Addr.

brightness & presence

PC1 | 220-240 V

system 39 W

system 122 lm/W ²

Physical

length 2324 mm | width 180 mm | height 34 mm

6.3 kg

¹ Value of containing product at full load (undimmed)
² incl. consideration of optical losses, internal control unit losses & operating device efficiency

Installation instructions



Lighting calculator



TASK S linear sensor direct / indirect soft

suspended system
059-5758177K



Project / Type

Notes

Count / Date

Maintenance Factors

Operating Time [h]	10 000	20 000	30 000	40 000	50 000
LLMF	0.98	0.97	0.95	0.93	0.92
LSF	1	1	1	1	1
MF	LMF × RSMF × LLMF × LSF		RSMF ^a	Room Surface Maintenance Factor	
MF	Maintenance Factor		LLMF	Lamp Lumens Maintenance Factor	
LMF ^a	Luminaire Maintenance Factor		LSF	Lamp Survival Factor	

^a According to "CIE 97, Maintenance of indoor electric lighting systems", 2005, ISBN 3-900-734-34-8. The values must be determined by the planner.

Circuit Breaker Types

Automatic Circuit Breaker Type	Number of Fixtures
B10	7
B13	10
B16	12
B20	14
C10	10
C13	20
C16	24
C20	28



TASK S linear sensor direct / indirect soft

suspended system

059-5758177K



Project / Type

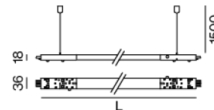
Notes

Count / Date

Mounting accessories

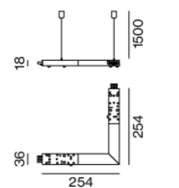
LINEAR CONNECTOR cable suspension

TYPE	COLOUR	L-W-H (MM)	ARTICLE NUMBER(S)
mechanical & electrical	pure white	315-36-18	059-2792317
mechanical & electrical	jet black	315-36-18	059-2792318
mechanical	pure white	315-36-18	059-2792417
mechanical	jet black	315-36-18	059-2792418



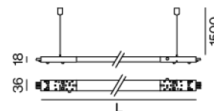
CORNER CONNECTOR cable suspension

TYPE	COLOUR	ARTICLE NUMBER(S)
90° mechanical & electrical	pure white	059-2792717
90° mechanical & electrical	jet black	059-2792718
90° mechanical	pure white	059-2792817
90° mechanical	jet black	059-2792818



SYSTEM CONNECTOR cable suspension

TYPE	COLOUR	L-W-H (MM)	ARTICLE NUMBER(S)
mechanical & electrical	pure white	800-36-18	059-2792327
mechanical & electrical	jet black	800-36-18	059-2792328
mechanical & electrical	pure white	1200-36-18	059-2792337
mechanical & electrical	jet black	1200-36-18	059-2792338
mechanical & electrical cuttable	pure white	1200-36-18	059-2792307
mechanical & electrical cuttable	jet black	1200-36-18	059-2792308
mechanical & electrical cuttable	pure white	2400-36-18	059-2792347
mechanical & electrical cuttable	jet black	2400-36-18	059-2792348



CABLE SUSPENSION

COLOUR	ARTICLE NUMBER(S)
pure white	059-2792127



END PIECE incl. cable suspension

COLOUR	ARTICLE NUMBER(S)
pure white	059-2792117
jet black	059-2792118



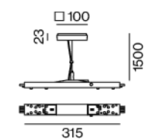
POWER FEEDER incl. cable suspension

COLOUR	L-W-H (MM)	ARTICLE NUMBER(S)
pure white	106-36-1500	059-2792217
jet black	106-36-1500	059-2792218



MIDDLE POWER FEEDER incl. cable suspension

COLOUR	L-W-H (MM)	ARTICLE NUMBER(S)
pure white	100-100-1500	059-2792517
jet black	100-100-1500	059-2792518



[059-5758177K] The technical data represent rated values for an ambient temperature of 25°C. The data values for the luminous flux are initially subject to a tolerance of +/- 10%, those for the electrical connected load are initially subject to a tolerance of +/- 10%, and those for the colour temperature are initially subject to a tolerance of +/- 150 K. No liability is assumed for typographical or printing errors. The general terms and conditions of XAL GmbH apply.
© XAL GmbH · Auer-Welsbach-Gasse 36 · 8055 Graz · Austria · www.xal.com

02.08.2025

TASK S linear sensor direct / indirect soft

suspended system
059-5758177K

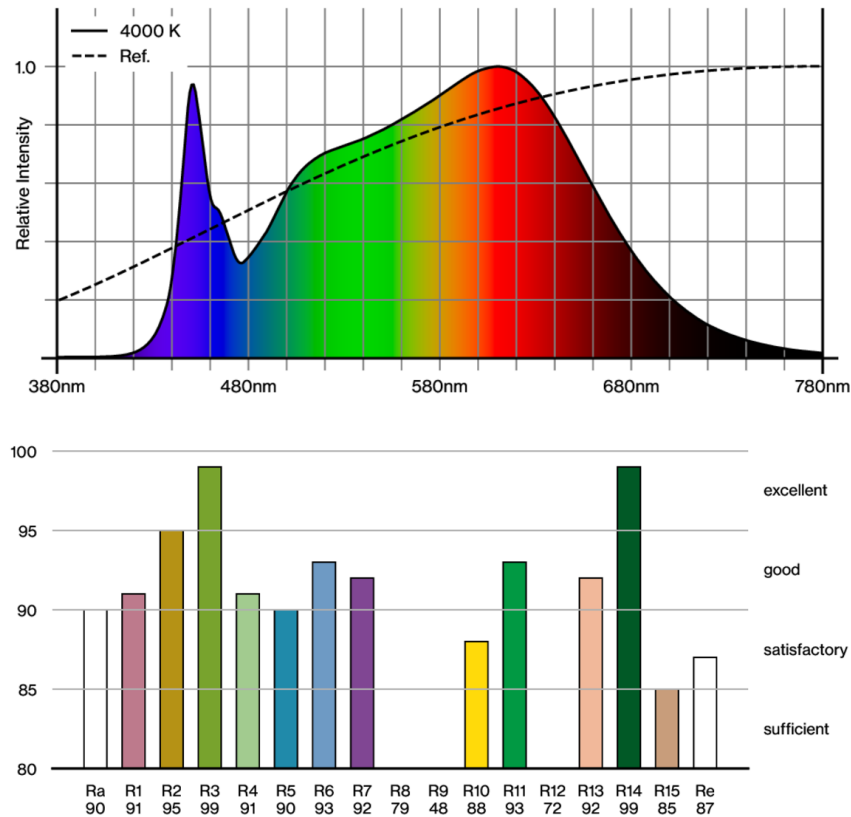


Project / Type

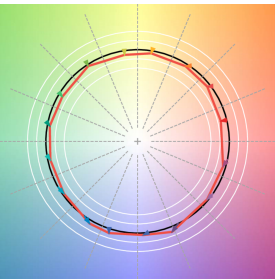
Notes

Count / Date

Colour rendering



TM30 colour vector graphic



The black line represents the black body reference. The red line indicates the results of the test light source. The deviation from the test light source to the reference is shown and is marked by arrows. The shorter the arrows, the higher the color rendering.