

# TASK S linear sensor direct / indirect soft


suspended system  
059-5758178K



Project / Type \_\_\_\_\_

Notes \_\_\_\_\_

Count / Date \_\_\_\_\_



## General

Ceiling , Suspended \_\_\_\_\_

black , RAL 9005 <sup>1</sup> \_\_\_\_\_

IP20 \_\_\_\_\_

indirect 695 lm \_\_\_\_\_

direct 4050 lm \_\_\_\_\_

total 4750 lm \_\_\_\_\_

## LED

4000 K \_\_\_\_\_

CRI ≥ 90 \_\_\_\_\_

L90 / 50000 h \_\_\_\_\_

initial MacAdam ≤ 3 SDCM \_\_\_\_\_

R<sub>g</sub>: 96 , R<sub>f</sub>: 90 , R<sub>t(1-15)</sub>: 87 \_\_\_\_\_

MR 0.75 \_\_\_\_\_

MDER 0.68 \_\_\_\_\_

## Optical

Microprismatic \_\_\_\_\_

microprismatic \_\_\_\_\_

UGR ≤ 19 , ≥ 65° < 3000 cd/m<sup>2</sup> \_\_\_\_\_

P<sub>st</sub>LM ≤ 1.0 <sup>2</sup> \_\_\_\_\_

SVM ≤ 0.4 <sup>2</sup> \_\_\_\_\_

## Electrical

DALI-2 sensor \_\_\_\_\_

220-240 V \_\_\_\_\_

system 39 W \_\_\_\_\_

system 122 lm/W<sup>3</sup> \_\_\_\_\_

PC1 \_\_\_\_\_

2 DALI Addr. \_\_\_\_\_

## Physical

length 2324 mm \_\_\_\_\_

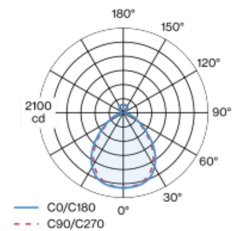
width 180 mm \_\_\_\_\_

height 34 mm \_\_\_\_\_

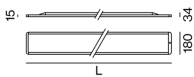
6.3 kg \_\_\_\_\_

Luminaire housing made of aluminium with rounded edges; extremely flat (only 15mm) and slim (only 180mm) design; modern shape in an elegant design for high demands; for continuous lighting systems; surface black powder coated; with integrated toolless suspension height adjustment on the luminaire; convenient quick mounting system without tools; direct/indirect light distribution by LGP body (Light Guiding Prism); side coupled light, directed up and down by laser engraving; light control via highly reflective reflector material; microprismatic PMMA cover; completely homogeneous illumination; same light density for all surface lights with the same components; UGR ≤ 19; VDU compatible workplace luminaire according to DIN EN 12464-1; luminance above 65° ≤ 3000 cd/m<sup>2</sup>; light colour 4000 K; binning initial MacAdam ≤ 3 SDCM; CRI ≥ 90; min. 90% of luminous flux after 50000 operating hours; energy efficient LEDs with high CRI; degree of protection IP20; PC1; 220-240 V; internal wiring in light halogen free; incl. DALI-2 converter; luminaire with integrated DALI-2 infrared presence and brightness sensor (DALI-2 controller required); automatic light control of luminaire to individually adjustable brightness; variable automatic shutdown; sound absorbing accessories available; accessories are listed separately; light source replaceable by an authorized professional; control gear replaceable by an authorized professional;

## Light distribution



## Product drawing



<sup>1</sup> RAL code <sup>2</sup> Value of containing product at full load (undimmed)  
<sup>3</sup> incl. consideration of optical losses, internal control unit losses & operating device efficiency

## Installation instructions



## Lighting calculator



# TASK S linear sensor direct / indirect soft

suspended system  
059-5758178K



Project / Type

Notes

Count / Date

## Maintenance Factors

Operating Time [h]	10 000	20 000	30 000	40 000	50 000
LLMF	0.98	0.97	0.95	0.93	0.92
LSF	1	1	1	1	1
MF	LMF × RSMF × LLMF × LSF		RSMF <sup>a</sup>	Room Surface Maintenance Factor	
MF	Maintenance Factor		LLMF	Lamp Lumens Maintenance Factor	
LMF <sup>a</sup>	Luminaire Maintenance Factor		LSF	Lamp Survival Factor	

<sup>a</sup> According to "CIE 97, Maintenance of indoor electric lighting systems", 2005, ISBN 3-900-734-34-8. The values must be determined by the planner.

## Circuit Breaker Types

Automatic Circuit Breaker Type	Number of Fixtures
B10	7
B13	10
B16	12
B20	14
C10	10
C13	20
C16	24
C20	28



# TASK S linear sensor direct / indirect soft

suspended system

059-5758178K



Project / Type

Notes

Count / Date

## Mounting accessories

### LINEAR CONNECTOR

TYPE	COLOUR	ARTICLE NUMBER(S)
mechanical & electrical	pure white	059-2792317
mechanical & electrical	jet black	059-2792318
mechanical	pure white	059-2792417
mechanical	jet black	059-2792418



### CORNER CONNECTOR

TYPE	COLOUR	ARTICLE NUMBER(S)
90°   mechanical & electrical	pure white	059-2792717
90°   mechanical & electrical	jet black	059-2792718
90°   mechanical	pure white	059-2792817
90°   mechanical	jet black	059-2792818



### SYSTEM CONNECTOR

TYPE	COLOUR	L-W-H (MM)	ARTICLE NUMBER(S)
L 800 mm   mechanical & electrical	pure white	800-36-18	059-2792327
L 800 mm   mechanical & electrical	jet black	800-36-18	059-2792328
L 1200 mm   mechanical & electrical	pure white	1200-36-18	059-2792337
L 1200 mm   mechanical & electrical	jet black	1200-36-18	059-2792338
L 1200 mm   mechanical & electrical cuttable	pure white	1200-36-18	059-2792307
L 1200 mm   mechanical & electrical cuttable	jet black	1200-36-18	059-2792308
L 2400 mm   mechanical & electrical cuttable	pure white	2400-36-18	059-2792347
L 2400 mm   mechanical & electrical cuttable	jet black	2400-36-18	059-2792348



### CABLE SUSPENSION

COLOUR	ARTICLE NUMBER(S)
pure white	059-2792127



### END PIECE

TYPE	COLOUR	ARTICLE NUMBER(S)
incl. cable suspension	pure white	059-2792117
incl. cable suspension	jet black	059-2792118



### POWER FEEDER

TYPE	COLOUR	L-W-H (MM)	ARTICLE NUMBER(S)
5 x 1,5 mm <sup>2</sup>	pure white	106-36-1500	059-2792217
5 x 1,5 mm <sup>2</sup>	jet black	106-36-1500	059-2792218



### MIDDLE POWER FEEDER

TYPE	COLOUR	L-W-H (MM)	ARTICLE NUMBER(S)
5 x 1,5 mm <sup>2</sup>	pure white	100-100-1500	059-2792517
5 x 1,5 mm <sup>2</sup>	jet black	100-100-1500	059-2792518

