

TASK S linear sensor direct / indirect power

suspended system


059-5764D78K



Project / Type

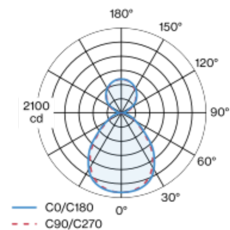
Notes

Count / Date



Luminaire housing made of aluminium with rounded edges; extremely flat (only 15mm) and slim (only 180mm) design; modern shape in an elegant design for high demands; for continuous lighting systems; surface jet black powder coated; with integrated toolless suspension height adjustment on the luminaire; convenient quick mounting system without tools; direct light distribution through LGP body (Light Guiding Prism); side coupled light directed downwards by laser engraving; light control via highly reflective reflector material; indirect light component with special PCBs for increased luminous flux and maximum ceiling illumination; microprismatic PMMA cover; completely homogeneous illumination; same light density for all surface lights with the same components; UGR ≤ 19 ; light colour: tunable white diodes (2700-6500 K); CRI ≥ 80 ; min. 85% of luminous flux after 50000 operating hours; energy efficient LEDs with high CRI; degree of protection IP20; PC1; 220-240 V; internal wiring in light halogen free; incl. converter, non dimmable; sound absorbing accessories available; accessories are listed separately; light source replaceable by an authorized professional; control gear replaceable by an authorized professional;

Light distribution



Product drawing



General

Ceiling | Suspended

jet black | RAL 9005

IP20

indirect 2230 lm | direct 4140 lm

total 6370 lm

LED

tunable white | 2700 K - 6500 K

CRI ≥ 80

L85 / 50000 h

MR 1.01 | MDER 0.92

Optical

Microprismatic | microprismatic

UGR ≤ 19

PstLM ≤ 1.0 ¹ | SVM ≤ 0.4 ¹

Electrical

DALI-2 / DALI-2 ESSENTIAL sensor | 2 DALI Addr.

brightness & presence

DT8

PC1 | 220-240 V

system 62 W

system 103 lm/W²

Physical

length 1189 mm | width 180 mm | height 34 mm

3.5 kg

¹ Value of containing product at full load (undimmed)
² incl. consideration of optical losses, internal control unit losses & operating device efficiency

Installation instructions



Lighting calculator



TASK S linear sensor direct / indirect power

suspended system
059-5764D78K



Project / Type

Notes

Count / Date

Maintenance Factors

Operating Time [h]	10 000	20 000	30 000	40 000	50 000
LLMF	0.97	0.94	0.92	0.9	0.88
LSF	1	1	1	1	1

MF

MF

LMF^a

LMF × RSMF × LLMF × LSF

Maintenance Factor

Luminaire Maintenance Factor

RSMF^a

LLMF

LSF

Room Surface Maintenance Factor

Lamp Lumens Maintenance Factor

Lamp Survival Factor

^a According to "CIE 97, Maintenance of indoor electric lighting systems", 2005, ISBN 3-900-734-34-8. The values must be determined by the planner.

Circuit Breaker Types

Automatic Circuit Breaker Type	Number of Fixtures
B10	12
B13	16
B16	20
B20	25
C10	20
C13	27
C16	34
C20	41



TASK S linear sensor direct / indirect power

suspended system

059-5764D78K



Project / Type

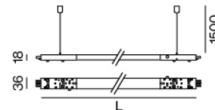
Notes

Count / Date

Mounting accessories

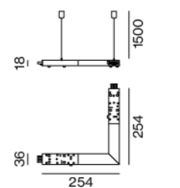
LINEAR CONNECTOR cable suspension

TYPE	COLOUR	L-W-H (MM)	ARTICLE NUMBER(S)
mechanical & electrical	pure white	315-36-18	059-2792317
mechanical & electrical	jet black	315-36-18	059-2792318
mechanical	pure white	315-36-18	059-2792417
mechanical	jet black	315-36-18	059-2792418



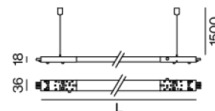
CORNER CONNECTOR cable suspension

TYPE	COLOUR	ARTICLE NUMBER(S)
90° mechanical & electrical	pure white	059-2792717
90° mechanical & electrical	jet black	059-2792718
90° mechanical	pure white	059-2792817
90° mechanical	jet black	059-2792818



SYSTEM CONNECTOR cable suspension

TYPE	COLOUR	L-W-H (MM)	ARTICLE NUMBER(S)
mechanical & electrical	pure white	800-36-18	059-2792327
mechanical & electrical	jet black	800-36-18	059-2792328
mechanical & electrical	pure white	1200-36-18	059-2792337
mechanical & electrical	jet black	1200-36-18	059-2792338
mechanical & electrical cuttable	pure white	1200-36-18	059-2792307
mechanical & electrical cuttable	jet black	1200-36-18	059-2792308
mechanical & electrical cuttable	pure white	2400-36-18	059-2792347
mechanical & electrical cuttable	jet black	2400-36-18	059-2792348



CABLE SUSPENSION

COLOUR	ARTICLE NUMBER(S)
pure white	059-2792127



END PIECE incl. cable suspension

COLOUR	ARTICLE NUMBER(S)
pure white	059-2792117
jet black	059-2792118



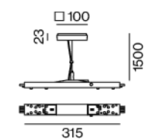
POWER FEEDER incl. cable suspension

COLOUR	L-W-H (MM)	ARTICLE NUMBER(S)
pure white	106-36-1500	059-2792217
jet black	106-36-1500	059-2792218



MIDDLE POWER FEEDER incl. cable suspension

COLOUR	L-W-H (MM)	ARTICLE NUMBER(S)
pure white	100-100-1500	059-2792517
jet black	100-100-1500	059-2792518



['059-5764D78K'] The technical data represent rated values for an ambient temperature of 25°C. The data values for the luminous flux are initially subject to a tolerance of +/- 10%, those for the electrical connected load are initially subject to a tolerance of +/- 10%, and those for the colour temperature are initially subject to a tolerance of +/- 150 K. No liability is assumed for typographical or printing errors. The general terms and conditions of XAL GmbH apply.
© XAL GmbH · Auer-Welsbach-Gasse 36 · 8055 Graz · Austria · www.xal.com

01.08.2025