

MOVE IN 32 round

trimless


063-8111518M 063-8811117 002-90742



Project / Type

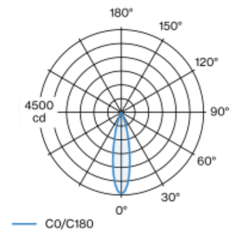
Notes

Count / Date



Round spotlight element in aluminium; surface black powder coated; installation without tools in mounting set due to patented ball catch system; for trimless installation in plasterboard ceilings; suitable for ceiling thickness of 9-25 mm; special mounting tool for easy installation of the trimless housing available as an accessory; spotlight element height adjustable without tools: flush with the ceiling, or extended 25 mm or 35 mm; passive cooling of the LEDs through improved heat sink geometry; with COB (Chip on Board) technology for maximum efficiency; no appearance of multiple shadows; light colour 3000 K; binning initial MacAdam ≤ 2 SDCM; CRI ≥ 90 ; min. 80% of luminous flux after 50000 operating hours; energy efficient LEDs with high CRI; high quality, aluminium, vapour deposition coated reflector with faceted lens design; precise radiation characteristic with 24° beam; good glare control through recessed light point level; optical attachment available as accessory; accessories are listed separately; degree of protection IP20; PC2; 220-240 V; incl. converter, non dimmable; converter wired secondary side; light source replaceable by an authorized professional; control gear replaceable by an authorized professional;

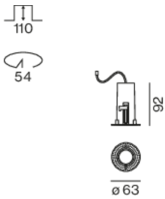
Light distribution



medium 24°

h (m)	EO° (lx)	ø (m)
1	4430	0.42
2	1110	0.83
3	490	1.25
4	280	1.67
5	180	2.09

Product drawing



General

Ceiling | Semi-Recessed

black | RAL 9005 ¹

Mounting set traffic white

IP20

833 lm

LED

3000 K

CRI ≥ 90

L80 / 50000 h

initial MacAdam ≤ 2 SDCM

R_g: 100 | R_f: 91 | R_{f(1-15)}: 89

MR 0.59 | MDER 0.53

Optical

medium | beam angle 24°

PstLM $\leq 1.0^2 3 4 5$ | SVM $\leq 0.4^2 3 4 5$

Electrical

non DIM

PC2 | 220-240 V

system 11.7 W | fixture 8.7 W

fixture 95 lm/W ⁶

36 Vf | 250 mA

Physical

trimless

diameter 63 mm | height 92 mm

0.35 kg

Cutout

diameter 54 mm

min. ceiling thickness 9 mm | max. ceiling thickness 25 mm

recessed depth 110 mm

¹ RAL code ² soft lens BO 32 007-1965960
³ wallwasher lens BO 32 007-1965760
⁴ oval lens BO 32 007-1965860
⁵ Value of containing product at full load (undimmed)
⁶ incl. consideration of optical losses & internal control unit losses

Installation instructions



Lighting calculator

