

MOVE IN 32 flex round

trimless

063-8211518S 063-8811117 002-90743



Project / Type

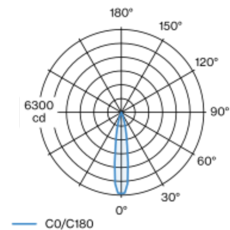
Notes

Count / Date



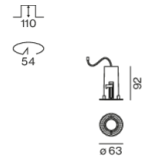
Round spotlight element in aluminium; surface jet black powder coated; installation without tools in mounting set due to patented ball catch system; for trimless installation in plasterboard ceilings; suitable for ceiling thickness of 9-25 mm; special mounting tool for easy installation of the trimless housing available as an accessory; spotlight element height adjustable without tools: flush with the ceiling, or extended 25 mm or 35 mm; 360° rotatable and 90° tiltable; passive cooling of the LEDs through improved heat sink geometry; with COB (Chip on Board) technology for maximum efficiency; no appearance of multiple shadows; light colour 3000 K; binning initial MacAdam ≤ 2 SDCM; CRI ≥ 90 ; min. 80% of luminous flux after 50000 operating hours; energy efficient LEDs with high CRI; high quality, aluminium, vapour deposition coated reflector with faceted lens design; precise radiation characteristic with 18° beam; good glare control through recessed light point level; optical attachment available as accessory; accessories are listed separately; degree of protection IP20; PC2; 220-240 V; incl. DALI-2 converter; converter wired secondary side; light source replaceable by an authorized professional; control gear replaceable by an authorized professional;

Light distribution



| spot 18° | | |
|----------|----------------------|-------|
| h (m) | EO ³ (lx) | ø (m) |
| 1 | 6190 | 0.32 |
| 2 | 1550 | 0.63 |
| 3 | 690 | 0.95 |
| 4 | 390 | 1.27 |
| 5 | 250 | 1.58 |

Product drawing



General

Ceiling | Semi-Recessed

tilt max 90°

rotation 360°

jet black | RAL 9005

Mounting set traffic white

IP20

817 lm

LED

3000 K

CRI ≥ 90

L80 / 50000 h

initial MacAdam ≤ 2 SDCM

R_g: 99 | R_r: 90 | R_{t(1-5)}: 87

MR 0.6 | MDER 0.54

Optical

spot | beam angle 18°

PstLM $\leq 1.0^1 2^3 4^1$ | SVM $\leq 0.4^1 2^3 4$

Electrical

DALI-2 | 1 DALI Addr.

PC2 | 220-240 V

system 11.6 W | fixture 8.7 W

fixture 94 lm/W⁵

36 Vf | 250 mA

Physical

trimless

diameter 63 mm | height 92 mm

0.5 kg

Cutout

diameter 54 mm

min. ceiling thickness 9 mm | max. ceiling thickness 25 mm

recessed depth 110 mm

¹ soft lens BO 32 007-1965960

² wallwasher lens BO 32 007-1965760

³ oval lens BO 32 007-1965860

⁴ Value of containing product at full load (undimmed)

⁵ incl. consideration of optical losses & internal control unit losses

Installation instructions



Lighting calculator



MOVE IN 32 flex round

trimless

063-8211518S 063-8811117 002-90743



Project / Type

Notes

Count / Date

Maintenance Factors

| Operating Time [h] | 10 000 | 20 000 | 30 000 | 40 000 | 50 000 |
|--------------------|--------|--------|--------|--------|--------|
| LLMF | 0.964 | 0.923 | 0.884 | 0.847 | 0.811 |
| LSF | 1 | 1 | 1 | 1 | 1 |

| | | | |
|------------------|------------------------------|-------------------|---------------------------------|
| MF | LMF × RSMF × LLMF × LSF | RSMF ^a | Room Surface Maintenance Factor |
| MF | Maintenance Factor | LLMF | Lamp Lumens Maintenance Factor |
| LMF ^a | Luminaire Maintenance Factor | LSF | Lamp Survival Factor |

^a According to "CIE 97, Maintenance of indoor electric lighting systems", 2005, ISBN 3-900-734-34-8. The values must be determined by the planner.

Circuit Breaker Types

| Automatic Circuit Breaker Type | Number of Fixtures |
|--------------------------------|--------------------|
| B10 | 80 |
| B13 | 104 |
| B16 | 130 |
| B20 | 162 |
| C10 | 135 |
| C13 | 175 |
| C16 | 220 |
| C20 | 270 |

Components

MOUNTING HOUSING trimless

| | | | |
|---|---------------|--------|-------------------|
| TYPE | COLOUR | Ø (MM) | ARTICLE NUMBER(S) |
| for installation in plasterboard ceilings | traffic white | 63 | 063-8811117 |



POWER SUPPLY


| | |
|------------|-------------------|
| L-W-H (MM) | ARTICLE NUMBER(S) |
| 147-33-23 | 002-90743 |



Mounting accessories

SPECIAL MOUNTING TOOL

| | | |
|--------------------------------|--------|-------------------|
| TYPE | Ø (MM) | ARTICLE NUMBER(S) |
| for MOVE IN 32 round SPIO 20 | 83 | 063-8911110 |



MOVE IN 32 flex round

trimless

063-8211518S 063-8811117 002-90743



Project / Type

Notes

Count / Date

Optional electrical accessories

DIN RAIL POWER SUPPLY

| | |
|------------|-------------------|
| L-W-H (MM) | ARTICLE NUMBER(S) |
| 72-90-63 | 005-6520210 |



DIN RAIL LED DRIVER

| | |
|------------|-------------------|
| L-W-H (MM) | ARTICLE NUMBER(S) |
| 36-88-59 | 005-6121030 |



Optical accessories

HONEYCOMB LOUVER

| | | | |
|--|-----------|--------|-------------------|
| TYPE | COLOUR | Ø (MM) | ARTICLE NUMBER(S) |
| for BO 32 JUST 32 MOVE IN 32 TARO 32 TILA 32 | jet black | 30 | 007-1965168 |



Optical accessories

OVAL LENS

| | | |
|------------------------|--------|-------------------|
| TYPE | Ø (MM) | ARTICLE NUMBER(S) |
| for BO 32 MOVE IN 32 | 30 | 007-1965860 |



SOFT LENS

| | | |
|------------------------|--------|-------------------|
| TYPE | Ø (MM) | ARTICLE NUMBER(S) |
| for BO 32 MOVE IN 32 | 30 | 007-1965960 |



WALLWASHER LENS

| | | |
|------------------------|--------|-------------------|
| TYPE | Ø (MM) | ARTICLE NUMBER(S) |
| for BO 32 MOVE IN 32 | 30 | 007-1965760 |



MOVE IN 32 flex round

trimless

063-8211518S 063-8811117 002-90743



Project / Type

Notes

Count / Date

Colour rendering



TM30 colour vector graphic



The black line represents the black body reference. The red line indicates the results of the test light source. The deviation from the test light source to the reference is shown and is marked by arrows. The shorter the arrows, the higher the color rendering.