

# MOVE IN 45 flex round

trim

063-8221418F 063-8822118 002-90724



Project / Type

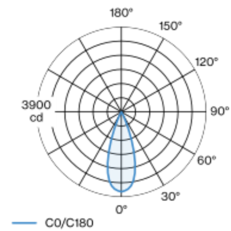
Notes

Count / Date



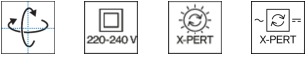
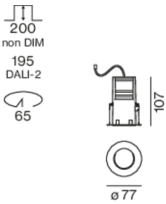
Round spotlight element in aluminium; surface black powder coated; installation without tools in mounting set due to patented ball catch system; recessed light with trim jet black; suitable for ceiling thickness of 2-25 mm; spotlight element height adjustable without tools: flush with the ceiling, or extended 25 mm or 35 mm; 360° rotatable and 90° tiltable; passive cooling of the LEDs through improved heat sink geometry; with COB (Chip on Board) technology for maximum efficiency; no appearance of multiple shadows; light colour 2700 K; binning initial MacAdam  $\leq 2$  SDCM; CRI  $\geq 90$ ; min. 80% of luminous flux after 50000 operating hours; energy efficient LEDs with high CRI; high quality, aluminium, vapour deposition coated reflector with faceted lens design; precise radiation characteristic with 36° beam; good glare control through recessed light point level; optical attachment available as accessory; accessories are listed separately; degree of protection IP20; PC2; 220-240 V; incl. converter, non dimmable; converter wired secondary side; light source replaceable by an authorized professional; control gear replaceable by an authorized professional;

## Light distribution



flood 36°			
h (m)	EO° (lx)	ø (m)	
1	3660	0.65	
2	920	1.29	
3	410	1.94	
4	230	2.59	
5	150	3.23	

## Product drawing



## General

Ceiling | Semi-Recessed

tilt max 90°

rotation 360°

black | RAL 9005 <sup>1</sup>

Mounting set jet black

IP20

1230 lm

## LED

2700 K

CRI  $\geq 90$

L80 / 50000 h

initial MacAdam  $\leq 2$  SDCM

R<sub>g</sub>: 99 | R<sub>r</sub>: 91 | R<sub>t(15)</sub>: 89

MR 0.53 | MDER 0.48

## Optical

flood | beam angle 36°

PstLM  $\leq 1.0$ <sup>2</sup> 3 4 5 | SVM  $\leq 0.4$ <sup>2</sup> 3 4 5

## Electrical

non DIM

PC2 | 220-240 V

system 15.9 W | fixture 13.5 W

fixture 91 lm/W <sup>6</sup>

36 Vf | 400 mA

## Physical

trim

diameter 77 mm | height 107 mm

0.57 kg

## Cutout

diameter 65 mm

min. ceiling thickness 2 mm | max. ceiling thickness 25 mm

recessed depth 200 mm

<sup>1</sup> RAL code <sup>2</sup> oval lens BO 45 007-1965880

<sup>3</sup> soft lens BO 45 007-1965980

<sup>4</sup> wallwasher lens BO 45 007-1965780

<sup>5</sup> Value of containing product at full load (undimmed)

<sup>6</sup> incl. consideration of optical losses & internal control unit losses

## Installation instructions



## Lighting calculator

