

# TASK S linear direct / indirect TW power


suspended system  
059-57D8138K



Project / Type

Notes

Count / Date



Luminaire housing made of aluminium with rounded edges; extremely flat (only 15mm) and slim (only 180mm) design; modern shape in an elegant design for high demands; for continuous lighting systems; surface black powder coated; with integrated toolless suspension height adjustment on the luminaire; convenient quick mounting system without tools; direct light distribution through LGP body (Light Guiding Prism); side coupled light directed downwards by laser engraving; light control via highly reflective reflector material; indirect light component with special PCBs for increased luminous flux and maximum ceiling illumination, separately controllable; microprismatic PMMA cover; completely homogeneous illumination; same light density for all surface lights with the same components;  $UGR \leq 19$ ; light colour direct light component: 4000 K; light colour indirect light component: tunable white diodes (2700-6500 K); binning initial MacAdam  $\leq 3$  SDCM;  $CRI \geq 90$ ; min. 90% of luminous flux after 50000 operating hours; energy efficient LEDs with high CRI; degree of protection IP20; PC1; 220-240 V; internal wiring in light halogen free; incl. DALI-2 converter; sound absorbing accessories available; accessories are listed separately; light source replaceable by an authorized professional; control gear replaceable by an authorized professional;



General

Ceiling | Suspended

black | RAL 9005 <sup>1</sup>

IP20

indirect 4140 lm | direct 6620 lm

total 10760 lm

LED

4000 K

$CRI \geq 90$

L90 / 50000 h

initial MacAdam  $\leq 3$  SDCM

$R_g: 96$  |  $R_f: 90$  |  $R_{t(1-15)}: 87$

MR 0.75 | MDER 0.68

Optical

Microprismatic | microprismatic

$UGR \leq 19$

$PstLM \leq 1.0$  <sup>2</sup> |  $SVM \leq 0.4$  <sup>2</sup>

Electrical

DALI-2 | 2 DALI Addr.

PC1 | 220-240 V

system 92 W

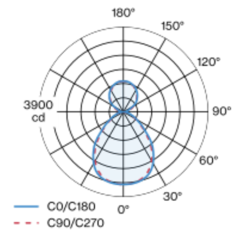
system 117 lm/W <sup>3</sup>

Physical

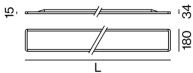
length 2315 mm | width 180 mm | height 34 mm

<sup>1</sup> RAL code <sup>2</sup> Value of containing product at full load (undimmed)  
<sup>3</sup> incl. consideration of optical losses, internal control unit losses & operating device efficiency

## Light distribution



## Product drawing



## Installation instructions



## Lighting calculator



# TASK S linear direct / indirect TW power

suspended system  
059-57D8138K



Project / Type

Notes

Count / Date

## Maintenance Factors

Operating Time [h]	10 000	20 000	30 000	40 000	50 000
LLMF	0.98	0.97	0.95	0.93	0.92
LSF	1	1	1	1	1
MF	LMF × RSMF × LLMF × LSF		RSMF <sup>a</sup>	Room Surface Maintenance Factor	
MF	Maintenance Factor		LLMF	Lamp Lumens Maintenance Factor	
LMF <sup>a</sup>	Luminaire Maintenance Factor		LSF	Lamp Survival Factor	

<sup>a</sup> According to "CIE 97, Maintenance of indoor electric lighting systems", 2005, ISBN 3-900-734-34-8. The values must be determined by the planner.

## Circuit Breaker Types

Automatic Circuit Breaker Type	Number of Fixtures
B10	12
B13	16
B16	20
B20	25
C10	20
C13	27
C16	34
C20	41



# TASK S linear direct / indirect TW power

suspended system

059-57D8138K



Project / Type

Notes

Count / Date

## Mounting accessories

### LINEAR CONNECTOR

TYPE	COLOUR	ARTICLE NUMBER(S)
mechanical & electrical	pure white	059-2792317
mechanical & electrical	jet black	059-2792318
mechanical	pure white	059-2792417
mechanical	jet black	059-2792418



### CORNER CONNECTOR

TYPE	COLOUR	ARTICLE NUMBER(S)
90°   mechanical & electrical	pure white	059-2792717
90°   mechanical & electrical	jet black	059-2792718
90°   mechanical	pure white	059-2792817
90°   mechanical	jet black	059-2792818



### SYSTEM CONNECTOR cable suspension

TYPE	COLOUR	L-W-H (MM)	ARTICLE NUMBER(S)
L 800 mm   mechanical & electrical	pure white	800-36-18	059-2792327
L 800 mm   mechanical & electrical	jet black	800-36-18	059-2792328
L 1200 mm   mechanical & electrical	pure white	1200-36-18	059-2792337
L 1200 mm   mechanical & electrical	jet black	1200-36-18	059-2792338
L 1200 mm   mechanical & electrical cuttable	pure white	1200-36-18	059-2792307
L 1200 mm   mechanical & electrical cuttable	jet black	1200-36-18	059-2792308
L 2400 mm   mechanical & electrical cuttable	pure white	2400-36-18	059-2792347
L 2400 mm   mechanical & electrical cuttable	jet black	2400-36-18	059-2792348



### CABLE SUSPENSION

COLOUR	ARTICLE NUMBER(S)
pure white	059-2792127



### END PIECE

TYPE	COLOUR	ARTICLE NUMBER(S)
incl. cable suspension	pure white	059-2792117
incl. cable suspension	jet black	059-2792118



### POWER FEEDER

COLOUR	L-W-H (MM)	ARTICLE NUMBER(S)
pure white	106-36-1500	059-2792217
jet black	106-36-1500	059-2792218



### MIDDLE POWER FEEDER

COLOUR	L-W-H (MM)	ARTICLE NUMBER(S)
pure white	100-100-1500	059-2792517
jet black	100-100-1500	059-2792518

