

# MOVE IN 45 flex round

trim

063-8221517M 063-8822118 002-90724



Project / Type

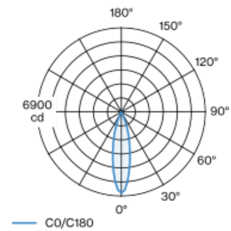
Notes

Count / Date



Round spotlight element in aluminium; surface traffic white powder coated; installation without tools in mounting set due to patented ball catch system; recessed light with trim jet black; suitable for ceiling thickness of 2-25 mm; spotlight element height adjustable without tools: flush with the ceiling, or extended 25 mm or 35 mm; 360° rotatable and 90° tiltable; passive cooling of the LEDs through improved heat sink geometry; with COB (Chip on Board) technology for maximum efficiency; no appearance of multiple shadows; light colour 3000 K; binning initial MacAdam  $\leq 2$  SDCM; CRI  $\geq 90$ ; min. 80% of luminous flux after 50000 operating hours; energy efficient LEDs with high CRI; high quality, aluminium, vapour deposition coated reflector with faceted lens design; precise radiation characteristic with 24° beam; good glare control through recessed light point level; optical attachment available as accessory; accessories are listed separately; degree of protection IP20; PC2; 220-240 V; incl. converter, non dimmable; converter wired secondary side; light source replaceable by an authorized professional; control gear replaceable by an authorized professional;

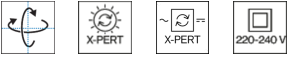
## Light distribution



medium 24°

h (m)	EO° (lx)	ø (m)
1	6650	0.43
2	1660	0.86
3	740	1.30
4	420	1.73
5	270	2.16

## Product drawing



## General

Ceiling | Semi-Recessed

tilt max 90°

rotation 360°

traffic white | RAL 9016

Mounting set jet black

IP20

1380 lm

## LED

3000 K

CRI  $\geq 90$

L80 / 50000 h

initial MacAdam  $\leq 2$  SDCM

R<sub>g</sub>: 99 | R<sub>r</sub>: 90 | R<sub>t(15)</sub>: 87

MR 0.6 | MDER 0.54

## Optical

medium | beam angle 24°

PstLM  $\leq 1.0$ <sup>1 2 3 4</sup> | SVM  $\leq 0.4$ <sup>1 2 3 4</sup>

## Electrical

non DIM

PC2 | 220-240 V

system 15.7 W | fixture 13.4 W

fixture 104 lm/W<sup>5</sup>

36 Vf | 400 mA

## Physical

trim

diameter 77 mm | height 107 mm

0.57 kg

## Cutout

diameter 65 mm

min. ceiling thickness 2 mm | max. ceiling thickness 25 mm

recessed depth 200 mm

<sup>1</sup> wallwasher lens BO 45 007-1965780

<sup>2</sup> soft lens BO 45 007-1965980 <sup>3</sup> oval lens BO 45 007-1965880

<sup>4</sup> Value of containing product at full load (undimmed)

<sup>5</sup> incl. consideration of optical losses & internal control unit losses

## Installation instructions



## Lighting calculator



# MOVE IN 45 flex round

trim

063-8221517M 063-8822118 002-90724



Project / Type

Notes

Count / Date

## Maintenance Factors

Operating Time [h]	10 000	20 000	30 000	40 000	50 000
LLMF	0.964	0.923	0.884	0.847	0.811
LSF	1	1	1	1	1
MF	LMF × RSMF × LLMF × LSF		RSMF <sup>a</sup>	Room Surface Maintenance Factor	
MF	Maintenance Factor		LLMF	Lamp Lumens Maintenance Factor	
LMF <sup>a</sup>	Luminaire Maintenance Factor		LSF	Lamp Survival Factor	

<sup>a</sup> According to "CIE 97, Maintenance of indoor electric lighting systems", 2005, ISBN 3-900-734-34-8. The values must be determined by the planner.

## Circuit Breaker Types

Automatic Circuit Breaker Type	Number of Fixtures
B10	31
B13	40
B16	50
B20	62
B25	78
C10	52
C13	67
C16	85
C20	104
C25	130

## Components

### MOUNTING HOUSING with trim

TYPE	COLOUR	Ø (MM)	ARTICLE NUMBER(S)
for installation in ceilings	jet black	77	063-8822118



### POWER SUPPLY

L-W-H (MM)	ARTICLE NUMBER(S)
180-30-21	002-90724



## Mounting accessories

### SPECIAL MOUNTING TOOL

TYPE	Ø (MM)	ARTICLE NUMBER(S)
for ARY   MOVE IN 45   NOBA   TULA	100	063-8912110



# MOVE IN 45 flex round

trim

063-8221517M 063-8822118 002-90724



Project / Type

Notes

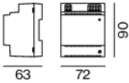
Count / Date

## Optional electrical accessories

### DIN RAIL POWER SUPPLY

L-W-H (MM)  
72-90-63

ARTICLE NUMBER(S)  
005-6520210



### DIN RAIL LED DRIVER

L-W-H (MM)  
36-88-59

ARTICLE NUMBER(S)  
005-6121030



## Optical accessories

### HONEYCOMB LOUVER

TYPE	COLOUR	Ø (MM)	ARTICLE NUMBER(S)
for BO 45   JUST 45   MOVE IN 45   TARO 45   TULA micro	jet black	42	007-1965188



## Optical accessories

### OVAL LENS

TYPE	Ø (MM)	ARTICLE NUMBER(S)
for BO 45   MOVE IN 45   TULA micro	42	007-1965880



### SOFT LENS

TYPE	Ø (MM)	ARTICLE NUMBER(S)
for ARY   BO 45   MOVE IN 45   TULA micro	42	007-1965980



### WALLWASHER LENS

TYPE	Ø (MM)	ARTICLE NUMBER(S)
for ARY   BO 45   MOVE IN 45   TULA micro	42	007-1965780



# MOVE IN 45 flex round

trim

063-8221517M 063-8822118 002-90724



Project / Type

Notes

Count / Date

## Colour rendering



## TM30 colour vector graphic



The black line represents the black body reference. The red line indicates the results of the test light source. The deviation from the test light source to the reference is shown and is marked by arrows. The shorter the arrows, the higher the color rendering.