

SONO FLEX 350

trim


063-32386170



Project / Type

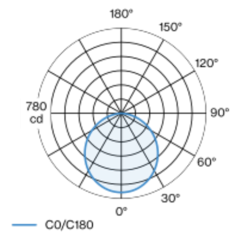
Notes

Count / Date

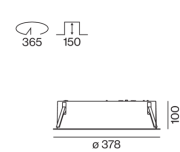


Round light fitting in aluminium; consisting of light fitting (SONO) and installation housing; housing with wrap around border suitable for installation in plasterboard ceiling; suitable for ceiling thickness of 10-25 mm; surface white powder coated; luminaire can be set in the housing without tools; either flush with the ceiling or protruding 25mm; LED board highly reflective lacquered for higher efficiency; same luminance for all size versions; light colour 4000 K; binning initial MacAdam ≤ 3 SDCM; CRI ≥ 80 ; min. 90% of luminous flux after 50000 operating hours; energy efficient LEDs with high CRI; completely homogeneously illuminated, satin PMMA cover; luminaire with 2 cable openings and plug-in terminal for through wiring; degree of protection IP50; PC1; 220-240 V; internal wiring in light halogen free; incl. converter, non dimmable; light source not replaceable; control gear replaceable by an authorized professional;

Light distribution



Product drawing



General

Ceiling , Recessed

white , RAL 9010 ¹

IP50

2050 lm

LED

4000 K

CRI ≥ 80

L90 / 50000 h

initial MacAdam ≤ 3 SDCM

MR 0.72

MDER 0.66

Optical

Opal

opal (lambertsch)

PstLM ≤ 1.0 ²

SVM ≤ 0.4 ²

Electrical

non DIM

220-240 V

no emergency light

system 15.9 W

system 129 lm/W³

PC1

Physical

trim

diameter 378 mm

height 100 mm

4.7 kg

Cutout

diameter 365 mm

min. ceiling thickness 10 mm

max. ceiling thickness 25 mm

recessed depth 150 mm

¹ RAL code ² Value of containing product at full load (undimmed)
³ incl. consideration of optical losses, internal control unit losses
& operating device efficiency

Installation instructions



Lighting calculator



SONO FLEX 350

trim

063-32386170



Project / Type

Notes

Count / Date

Maintenance Factors

Operating Time [h]	10 000	20 000	30 000	40 000	50 000
LLMF	0.98	0.96	0.94	0.91	0.9
LSF	1	1	1	1	1
MF	LMF × RSMF × LLMF × LSF		RSMF ^a	Room Surface Maintenance Factor	
MF	Maintenance Factor		LLMF	Lamp Lumens Maintenance Factor	
LMF ^a	Luminaire Maintenance Factor		LSF	Lamp Survival Factor	

^a According to "CIE 97, Maintenance of indoor electric lighting systems", 2005, ISBN 3-900-734-34-8. The values must be determined by the planner.

Circuit Breaker Types

Automatic Circuit Breaker Type	Number of Fixtures
B10	25
B13	33
B16	40
B20	50
C10	41
C13	55
C16	66
C20	83

Mounting accessories

CONCRETE INSTALLATION HOUSING

Ø (MM)	ARTICLE NUMBER(S)
364	063-2238100



Mounting accessories

DISMOUNTING TOOL

TYPE	ARTICLE NUMBER(S)
vacuum cup	086-30000

