

# SONO FLEX 350

trim


063-32386370



Project / Type

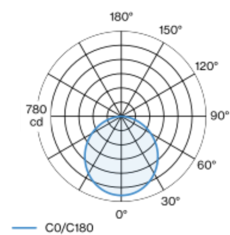
Notes

Count / Date

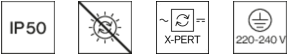
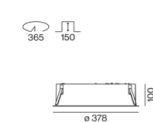


Round light fitting in aluminium; consisting of light fitting (SONO) and installation housing; housing with wrap around border suitable for installation in plasterboard ceiling; suitable for ceiling thickness of 10-25 mm; surface pure white powder coated; luminaire can be set in the housing without tools; either flush with the ceiling or protruding 25mm; LED board highly reflective lacquered for higher efficiency; same luminance for all size versions; light colour 4000 K; binning initial MacAdam  $\leq 3$  SDCM; CRI  $\geq 80$ ; min. 90% of luminous flux after 50000 operating hours; energy efficient LEDs with high CRI; completely homogeneously illuminated, satin PMMA cover; luminaire with 2 cable openings and plug-in terminal for through wiring; degree of protection IP50; PC1; 220-240 V; internal wiring in light halogen free; incl. DALI-2 converter; light source not replaceable; control gear replaceable by an authorized professional;

## Light distribution



## Product drawing



### General

Ceiling | Recessed

pure white | RAL 9010

IP50

2050 lm

### LED

4000 K

CRI  $\geq 80$

L90 / 50000 h

initial MacAdam  $\leq 3$  SDCM

MR 0.72 | MDER 0.66

### Optical

Opal | opal (lambertsch)

PstLM  $\leq 1.0$  <sup>1</sup> | SVM  $\leq 0.4$  <sup>1</sup>

### Electrical

DALI-2 | 1 DALI Addr.

PC1 | 220-240 V

no emergency light

system 15.9 W

system 129 lm/W <sup>2</sup>

### Physical

trim

diameter 378 mm | height 100 mm

4.7 kg

### Cutout

diameter 365 mm

min. ceiling thickness 10 mm | max. ceiling thickness 25 mm

recessed depth 150 mm

<sup>1</sup> Value of containing product at full load (undimmed)  
<sup>2</sup> incl. consideration of optical losses, internal control unit losses & operating device efficiency

### Installation instructions



### Lighting calculator



# SONO FLEX 350

trim  
063-32386370



Project / Type

Notes

Count / Date

## Maintenance Factors

Operating Time [h]	10 000	20 000	30 000	40 000	50 000
LLMF	0.98	0.96	0.94	0.91	0.9
LSF	1	1	1	1	1
MF	LMF × RSMF × LLMF × LSF		RSMF <sup>a</sup>	Room Surface Maintenance Factor	
MF	Maintenance Factor		LLMF	Lamp Lumens Maintenance Factor	
LMF <sup>a</sup>	Luminaire Maintenance Factor		LSF	Lamp Survival Factor	

<sup>a</sup> According to "CIE 97, Maintenance of indoor electric lighting systems", 2005, ISBN 3-900-734-34-8. The values must be determined by the planner.


## Circuit Breaker Types

Automatic Circuit Breaker Type	Number of Fixtures
B10	21
B13	28
B16	35
B20	44
C10	35
C13	46
C16	58
C20	73

## Mounting accessories

### CONCRETE INSTALLATION HOUSING

TYPE	Ø (MM)	ARTICLE NUMBER(S)
for SONO FLEX 350	364	063-2238100



## Mounting accessories

### DISMOUNTING TOOL

TYPE	ARTICLE NUMBER(S)
vacuum cup	086-30000

