

MOVE IN 32 flex round

trimless

063-8211417F 063-881117 002-90743

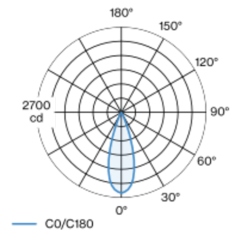


Project / Type
Notes
Count / Date



Round spotlight element in aluminium; surface traffic white powder coated; installation without tools in mounting set due to patented ball catch system; for trimless installation in plasterboard ceilings; suitable for ceiling thickness of 9-25 mm; special mounting tool for easy installation of the trimless housing available as an accessory; spotlight element height adjustable without tools: flush with the ceiling, or extended 25 mm or 35 mm; 360° rotatable and 90° tiltable; passive cooling of the LEDs through improved heat sink geometry; with COB (Chip on Board) technology for maximum efficiency; no appearance of multiple shadows; light colour 2700 K; binning initial MacAdam ≤ 2 SDCM; CRI ≥ 90 ; min. 80% of luminous flux after 50000 operating hours; energy efficient LEDs with high CRI; high quality, aluminium, vapour deposition coated reflector with faceted lens design; precise radiation characteristic with 34° beam; good glare control through recessed light point level; optical attachment available as accessory; accessories are listed separately; degree of protection IP20; PC2; 220-240 V; incl. DALI-2 converter; converter wired secondary side; light source replaceable by an authorized professional; control gear replaceable by an authorized professional;

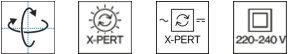
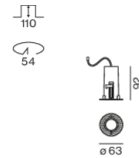
Light distribution



flood 34°

h (m)	EO ¹ (lx)	ø (m)
1	2550	0.61
2	640	1.21
3	280	1.82
4	160	2.42
5	100	3.03

Product drawing



General

Ceiling Semi-Recessed
tilt max 90°
rotation 360°
traffic white RAL 9016
Mounting set traffic white
IP20
783 lm

LED

2700 K
CRI ≥ 90
L80 / 50000 h
initial MacAdam ≤ 2 SDCM
R _g : 97 R _r : 91 R _{t(15)} : 87
MR 0.52 MDER 0.47

Optical

flood beam angle 34°
PstLM ≤ 1.0 ^{1 2 3 4} SVM ≤ 0.4 ^{1 2 3 4}

Electrical

DALI-2 1 DALI Addr.
PC2 220-240 V
system 11.6 W fixture 8.7 W
fixture 90 lm/W ⁵
36 Vf 250 mA

Physical

trimless
diameter 63 mm height 92 mm
0.5 kg

Cutout

diameter 54 mm
min. ceiling thickness 9 mm max. ceiling thickness 25 mm
recessed depth 110 mm

¹ soft lens BO 32 007-1965960 ² oval lens BO 32 007-1965860
³ wallwasher lens BO 32 007-1965760
⁴ Value of containing product at full load (undimmed)
⁵ incl. consideration of optical losses & internal control unit losses

Installation instructions



Lighting calculator



MOVE IN 32 flex round

trimless

063-8211417F 063-8811117 002-90743



Project / Type

Notes

Count / Date

Maintenance Factors

Operating Time [h]	10 000	20 000	30 000	40 000	50 000
LLMF	0.964	0.923	0.884	0.847	0.811
LSF	1	1	1	1	1

MF

LMF × RSMF × LLMF × LSF

MF

Maintenance Factor

LMF^a

Luminaire Maintenance Factor

RSMF^a

Room Surface Maintenance Factor

LLMF

Lamp Lumens Maintenance Factor

LSF

Lamp Survival Factor

^a According to "CIE 97, Maintenance of indoor electric lighting systems", 2005, ISBN 3-900-734-34-8. The values must be determined by the planner.

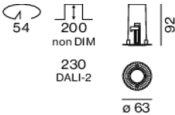
Circuit Breaker Types

Automatic Circuit Breaker Type	Number of Fixtures
B10	80
B13	104
B16	130
B20	162
C10	135
C13	175
C16	220
C20	270

Components

MOUNTING HOUSING trimless

TYPE	COLOUR	Ø (MM)	ARTICLE NUMBER(S)
for installation in plasterboard ceilings	traffic white	63	063-8811117



POWER SUPPLY

L-W-H (MM)	ARTICLE NUMBER(S)
147-33-23	002-90743



Mounting accessories

SPECIAL MOUNTING TOOL

TYPE	Ø (MM)	ARTICLE NUMBER(S)
for MOVE IN 32 round SPIO 20	83	063-8911110



MOVE IN 32 flex round

trimless

063-8211417F 063-881117 002-90743



Project / Type

Notes

Count / Date

Optional electrical accessories

DIN RAIL POWER SUPPLY

L-W-H (MM)	ARTICLE NUMBER(S)
72-90-63	005-6520210



DIN RAIL LED DRIVER

L-W-H (MM)	ARTICLE NUMBER(S)
36-88-59	005-6121030



Optical accessories

HONEYCOMB LOUVER

TYPE	COLOUR	Ø (MM)	ARTICLE NUMBER(S)
for BO 32 JUST 32 MOVE IN 32 TARO 32 TILA 32	jet black	30	007-1965168



Optical accessories

OVAL LENS

TYPE	Ø (MM)	ARTICLE NUMBER(S)
for BO 32 MOVE IN 32	30	007-1965860



SOFT LENS

TYPE	Ø (MM)	ARTICLE NUMBER(S)
for BO 32 MOVE IN 32	30	007-1965960



WALLWASHER LENS

TYPE	Ø (MM)	ARTICLE NUMBER(S)
for BO 32 MOVE IN 32	30	007-1965760



MOVE IN 32 flex round

trimless

063-8211417F 063-8811117 002-90743

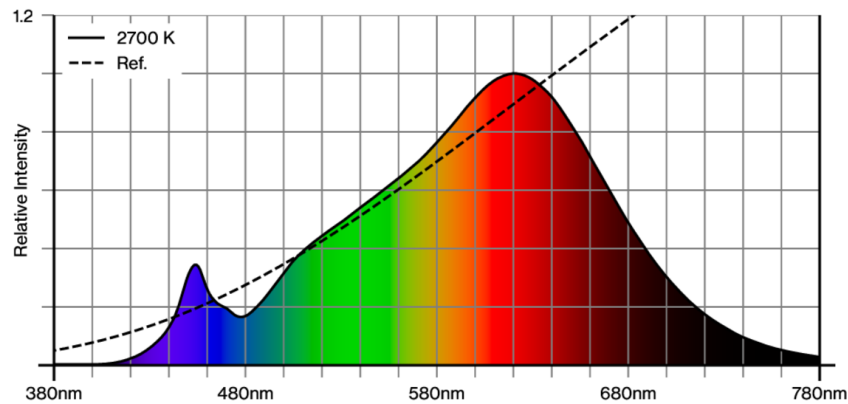


Project / Type

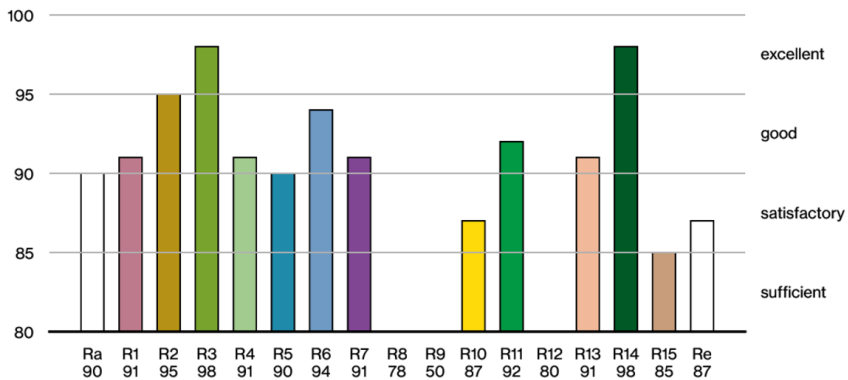
Notes

Count / Date

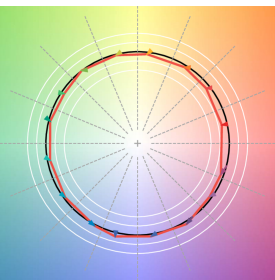
Colour rendering



CRI/R_a ≥ 91 R_e ≥ 87 (2700 K)



TM30 colour vector graphic



The black line represents the black body reference. The red line indicates the results of the test light source. The deviation from the test light source to the reference is shown and is marked by arrows. The shorter the arrows, the higher the color rendering.