

# MOVE IN 32 round

trimless


063-8111417M 063-8811117 002-90743



Project / Type

Notes

Count / Date



### General

Ceiling | Semi-Recessed

white | RAL 9016 <sup>1</sup>

Mounting set traffic white

IP20

786 lm

### LED

2700 K

CRI ≥ 90

L80 / 50000 h

initial MacAdam ≤ 2 SDCM

R<sub>g</sub>: 99 | R<sub>f</sub>: 91 | R<sub>(1-15)</sub>: 89

MR 0.53 | MDER 0.48

### Optical

medium | beam angle 24°

PstLM ≤ 1.0<sup>2 3 4 5</sup> | SVM ≤ 0.4<sup>2 3 4 5</sup>

### Electrical

DALI-2 | 1 DALI Addr.

PC2 | 220-240 V

system 11.6 W | fixture 8.7 W

fixture 90 lm/W <sup>6</sup>

36 Vf | 250 mA

### Physical

trimless

diameter 63 mm | height 92 mm

0.5 kg

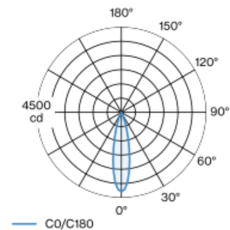
### Cutout

diameter 54 mm

min. ceiling thickness 9 mm | max. ceiling thickness 25 mm

recessed depth 110 mm

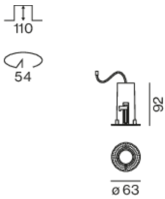
### Light distribution



medium 24°

h (m)	E0° (lx)	ø (m)
1	4180	0.42
2	1040	0.83
3	460	1.25
4	260	1.67
5	170	2.09

### Product drawing



<sup>1</sup> RAL code <sup>2</sup> soft lens BO 32 007-1965960

<sup>3</sup> oval lens BO 32 007-1965860

<sup>4</sup> wallwasher lens BO 32 007-1965760

<sup>5</sup> Value of containing product at full load (undimmed)

<sup>6</sup> incl. consideration of optical losses & internal control unit losses

### Installation instructions



### Lighting calculator

