

MOVE IN 45 flex round

trim

063-8221518S 063-8822118 002-90722



Project / Type

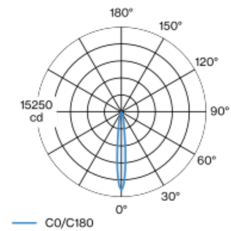
Notes

Count / Date



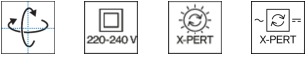
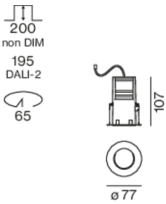
Round spotlight element in aluminium; surface black powder coated; installation without tools in mounting set due to patented ball catch system; recessed light with trim jet black; suitable for ceiling thickness of 2-25 mm; spotlight element height adjustable without tools: flush with the ceiling, or extended 25 mm or 35 mm; 360° rotatable and 90° tiltable; passive cooling of the LEDs through improved heat sink geometry; with COB (Chip on Board) technology for maximum efficiency; no appearance of multiple shadows; light colour 3000 K; binning initial MacAdam ≤ 2 SDCM; CRI ≥ 90 ; min. 80% of luminous flux after 50000 operating hours; energy efficient LEDs with high CRI; high quality, aluminium, vapour deposition coated reflector with faceted lens design; precise radiation characteristic with 12° beam; good glare control through recessed light point level; optical attachment available as accessory; accessories are listed separately; degree of protection IP20; PC2; 220-240 V; incl. converter, non dimmable; converter wired secondary side; light source replaceable by an authorized professional; control gear replaceable by an authorized professional;

Light distribution



h (m)	EO° (lx)	ø (m)
1	13900	0.21
2	3500	0.42
3	1500	0.63
4	900	0.84
5	600	1.06

Product drawing



General

Ceiling | Semi-Recessed

tilt max 90°

rotation 360°

black | RAL 9005 ¹

Mounting set jet black

IP20

1100 lm

LED

3000 K

CRI ≥ 90

L80 / 50000 h

initial MacAdam ≤ 2 SDCM

R_g: 100 | R_f: 91 | R_{f(1-5)}: 89

MR 0.59 | MDER 0.53

Optical

spot | beam angle 12°

PstLM ≤ 1.0 ^{2 3 4 5} | SVM ≤ 0.4 ^{2 3 4 5}

Electrical

non DIM

PC2 | 220-240 V

system 15.0 W | fixture 12.7 W

fixture 86 lm/W ⁶

37 Vf | 350 mA

Physical

trim

diameter 77 mm | height 107 mm

0.75 kg

Cutout

diameter 65 mm

min. ceiling thickness 2 mm | max. ceiling thickness 25 mm

recessed depth 200 mm

¹ RAL code ² soft lens BO 45 007-1965980

³ oval lens BO 45 007-1965880

⁴ wallwasher lens BO 45 007-1965780

⁵ Value of containing product at full load (undimmed)

⁶ incl. consideration of optical losses & internal control unit losses

Installation instructions



Lighting calculator



MOVE IN 45 flex round

trim

063-8221518S 063-8822118 002-90722



Project / Type

Notes

Count / Date

Maintenance Factors

Operating Time [h]	10 000	20 000	30 000	40 000	50 000
LLMF	0.96	0.92	0.88	0.85	0.81
LSF	1	1	1	1	1
MF	LMF × RSMF × LLMF × LSF		RSMF ^a	Room Surface Maintenance Factor	
MF	Maintenance Factor		LLMF	Lamp Lumens Maintenance Factor	
LMF ^a	Luminaire Maintenance Factor		LSF	Lamp Survival Factor	

^a According to "CIE 97, Maintenance of indoor electric lighting systems", 2005, ISBN 3-900-734-34-8. The values must be determined by the planner.

Circuit Breaker Types

Automatic Circuit Breaker Type	Number of Fixtures
B10	31
B13	40
B16	50
B20	62
B25	78
C10	52
C13	67
C16	85
C20	104
C25	130

Components

MOUNTING HOUSING with trim

COLOUR	Ø (MM)	ARTICLE NUMBER(S)
jet black	77	063-8822118



POWER SUPPLY

L·W·H (MM)	ARTICLE NUMBER(S)
180·30·21	002-90722



Mounting accessories

SPECIAL MOUNTING TOOL

TYPE	Ø (MM)	ARTICLE NUMBER(S)
necessary to install mounting housing trimless	100	063-8912110



Optional electrical accessories

DIN RAIL POWER SUPPLY

L·W·H (MM)	ARTICLE NUMBER(S)
72·90·63	005-6520210



DIN RAIL LED DRIVER

TYPE	L·W·H (MM)	ARTICLE NUMBER(S)
200 - 1050 mA 2 x 42W	36·88·59	005-6121030



Optical accessories

HONEYCOMB LOUVER

COLOUR	Ø (MM)	ARTICLE NUMBER(S)
jet black	42	007-1965188



MOVE IN 45 flex round

trim

063-8221518S 063-8822118 002-90722



Project / Type

Notes

Count / Date

Optical accessories

OVAL LENS

Ø (MM)	ARTICLE NUMBER(S)
42	007-1965880



SOFT LENS

Ø (MM)	ARTICLE NUMBER(S)
42	007-1965980



WALLWASHER LENS

Ø (MM)	ARTICLE NUMBER(S)
42	007-1965780

