

# MOVE IN 32 flex round

trim

063-8211417S 063-8821117 002-90742

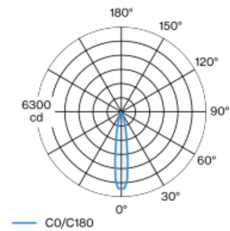


Project / Type
Notes
Count / Date



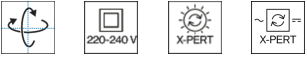
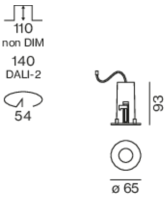
Round spotlight element in aluminium; surface white powder coated; installation without tools in mounting set due to patented ball catch system; recessed light with trim traffic white; suitable for ceiling thickness of 2-25 mm; spotlight element height adjustable without tools: flush with the ceiling, or extended 25 mm or 35 mm; 360° rotatable and 90° tiltable; passive cooling of the LEDs through improved heat sink geometry; with COB (Chip on Board) technology for maximum efficiency; no appearance of multiple shadows; light colour 2700 K; binning initial MacAdam  $\leq 2$  SDCM; CRI  $\geq 90$ ; min. 80% of luminous flux after 50000 operating hours; energy efficient LEDs with high CRI; high quality, aluminium, vapour deposition coated reflector with faceted lens design; precise radiation characteristic with 18° beam; good glare control through recessed light point level; optical attachment available as accessory; accessories are listed separately; degree of protection IP20; PC2; 220-240 V; incl. converter, non dimmable; converter wired secondary side; light source replaceable by an authorized professional; control gear replaceable by an authorized professional;

## Light distribution



h (m)	EO° (lx)	ø (m)
1	5710	0.32
2	1430	0.63
3	630	0.95
4	360	1.27
5	230	1.58

## Product drawing



## General

Ceiling   Semi-Recessed
tilt max 90°
rotation 360°
white   RAL 9016 <sup>1</sup>
Mounting set traffic white
IP20
754 lm

## LED

2700 K
CRI $\geq 90$
L80 / 50000 h
initial MacAdam $\leq 2$ SDCM
R <sub>g</sub> : 99   R <sub>r</sub> : 91   R <sub>t(1-5)</sub> : 89
MR 0.53   MDER 0.48

## Optical

spot   beam angle 18°
PstLM $\leq 1.0^2$ 3 4 5   SVM $\leq 0.4^2$ 3 4 5

## Electrical

non DIM
PC2   220-240 V
system 11.6 W   fixture 8.7 W
fixture 86 lm/W <sup>6</sup>
36 Vf   250 mA

## Physical

trim
diameter 65 mm   height 93 mm
0.38 kg

## Cutout

diameter 54 mm
min. ceiling thickness 2 mm   max. ceiling thickness 25 mm
recessed depth 110 mm

<sup>1</sup> RAL code <sup>2</sup> oval lens BO 32 007-1965860  
<sup>3</sup> soft lens BO 32 007-1965960  
<sup>4</sup> wallwasher lens BO 32 007-1965760  
<sup>5</sup> Value of containing product at full load (undimmed)  
<sup>6</sup> incl. consideration of optical losses & internal control unit losses

## Installation instructions



## Lighting calculator



# MOVE IN 32 flex round

trim

063-8211417S 063-8821117 002-90742



Project / Type

Notes

Count / Date

## Maintenance Factors

Operating Time [h]	10 000	20 000	30 000	40 000	50 000
LLMF	0.96	0.92	0.88	0.85	0.81
LSF	1	1	1	1	1
MF	LMF × RSMF × LLMF × LSF		RSMF <sup>a</sup>	Room Surface Maintenance Factor	
MF	Maintenance Factor		LLMF	Lamp Lumens Maintenance Factor	
LMF <sup>a</sup>	Luminaire Maintenance Factor		LSF	Lamp Survival Factor	

<sup>a</sup> According to "CIE 97, Maintenance of indoor electric lighting systems", 2005, ISBN 3-900-734-34-8. The values must be determined by the planner.

## Circuit Breaker Types

Automatic Circuit Breaker Type	Number of Fixtures
B10	57
B13	75
B16	92
B20	115
C10	57
C13	75
C16	92
C20	115

## Components

### MOUNTING HOUSING with trim

COLOUR	Ø (MM)	ARTICLE NUMBER(S)
traffic white	63	063-8821117

### POWER SUPPLY

L-W-H (MM)	ARTICLE NUMBER(S)
65-39-20	002-90742

## Mounting accessories

### SPECIAL MOUNTING TOOL

TYPE	Ø (MM)	ARTICLE NUMBER(S)
necessary to install mounting housing trimless	83	063-8911110

## Optional electrical accessories

### DIN RAIL POWER SUPPLY

L-W-H (MM)	ARTICLE NUMBER(S)
72-90-63	005-6520210

### DIN RAIL LED DRIVER

TYPE	L-W-H (MM)	ARTICLE NUMBER(S)
200 - 1050 mA   2 x 42W	36-88-59	005-6121030

## Optical accessories

### HONEYCOMB LOUVER

COLOUR	Ø (MM)	ARTICLE NUMBER(S)
jet black	30	007-1965168



# MOVE IN 32 flex round

trim

063-8211417S 063-8821117 002-90742



Project / Type

Notes

Count / Date

## Optical accessories

### OVAL LENS

Ø (MM)	ARTICLE NUMBER(S)
30	007-1965860



### SOFT LENS

Ø (MM)	ARTICLE NUMBER(S)
30	007-1965960



### WALLWASHER LENS

Ø (MM)	ARTICLE NUMBER(S)
30	007-1965760

