

MOVE IN 32 flex round

trim

063-8211517F 063-8821118 002-90742



Project / Type

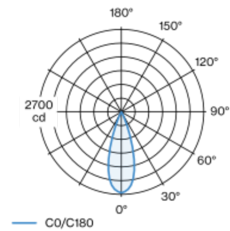
Notes

Count / Date



Round spotlight element in aluminium; surface traffic white powder coated; installation without tools in mounting set due to patented ball catch system; recessed light with trim jet black; suitable for ceiling thickness of 2-25 mm; spotlight element height adjustable without tools: flush with the ceiling, or extended 25 mm or 35 mm; 360° rotatable and 90° tiltable; passive cooling of the LEDs through improved heat sink geometry; with COB (Chip on Board) technology for maximum efficiency; no appearance of multiple shadows; light colour 3000 K; binning initial MacAdam ≤ 2 SDCM; CRI ≥ 90 ; min. 80% of luminous flux after 50000 operating hours; energy efficient LEDs with high CRI; high quality, aluminium, vapour deposition coated reflector with faceted lens design; precise radiation characteristic with 34° beam; good glare control through recessed light point level; optical attachment available as accessory; accessories are listed separately; degree of protection IP20; PC2; 220-240 V; incl. converter, non dimmable; converter wired secondary side; light source replaceable by an authorized professional; control gear replaceable by an authorized professional;

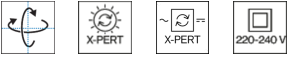
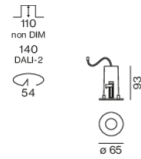
Light distribution



flood 34°

h (m)	EO° (lx)	ø (m)
1	2650	0.61
2	660	1.21
3	290	1.82
4	170	2.42
5	110	3.03

Product drawing



General

Ceiling | Semi-Recessed

tilt max 90°

rotation 360°

traffic white | RAL 9016

Mounting set jet black

IP20

813 lm

LED

3000 K

CRI ≥ 90

L80 / 50000 h

initial MacAdam ≤ 2 SDCM

R_g: 99 | R_r: 90 | R_{t(15)}: 87

MR 0.6 | MDER 0.54

Optical

flood | beam angle 34°

PstLM $\leq 1.0^1 2^3 4$ | SVM $\leq 0.4^1 2^3 4$

Electrical

non DIM

PC2 | 220-240 V

system 11.6 W | fixture 8.7 W

fixture 93 lm/W⁵

36 Vf | 250 mA

Physical

trim

diameter 65 mm | height 93 mm

0.38 kg

Cutout

diameter 54 mm

min. ceiling thickness 2 mm | max. ceiling thickness 25 mm

recessed depth 110 mm

¹ soft lens BO 32 007-1965960 ² oval lens BO 32 007-1965860

³ wallwasher lens BO 32 007-1965760

⁴ Value of containing product at full load (undimmed)

⁵ incl. consideration of optical losses & internal control unit losses

Installation instructions



Lighting calculator



MOVE IN 32 flex round

trim

063-8211517F 063-8821118 002-90742



Project / Type

Notes

Count / Date

Maintenance Factors

Operating Time [h]	10 000	20 000	30 000	40 000	50 000
LLMF	0.964	0.923	0.884	0.847	0.811
LSF	1	1	1	1	1
MF	LMF × RSMF × LLMF × LSF		RSMF ^a Room Surface Maintenance Factor		
MF	Maintenance Factor		LLMF Lamp Lumens Maintenance Factor		
LMF ^a	Luminaire Maintenance Factor		LSF Lamp Survival Factor		

^a According to "CIE 97, Maintenance of indoor electric lighting systems", 2005, ISBN 3-900-734-34-8. The values must be determined by the planner.

Circuit Breaker Types

Automatic Circuit Breaker Type	Number of Fixtures
B10	57
B13	75
B16	92
B20	115
C10	57
C13	75
C16	92
C20	115

Components

MOUNTING HOUSING with trim

TYPE	COLOUR	Ø (MM)	ARTICLE NUMBER(S)
for installation in ceilings	jet black	65	063-8821118



POWER SUPPLY

L-W-H (MM)	ARTICLE NUMBER(S)
65-39-20	002-90742



Mounting accessories

SPECIAL MOUNTING TOOL

TYPE	Ø (MM)	ARTICLE NUMBER(S)
for MOVE IN 32 round SPIO 20	83	063-8911110



MOVE IN 32 flex round

trim

063-8211517F 063-8821118 002-90742



Project / Type

Notes

Count / Date

Optional electrical accessories

DIN RAIL POWER SUPPLY

L-W-H (MM)	ARTICLE NUMBER(S)
72-90-63	005-6520210



DIN RAIL LED DRIVER

L-W-H (MM)	ARTICLE NUMBER(S)
36-88-59	005-6121030



Optical accessories

HONEYCOMB LOUVER

TYPE	COLOUR	Ø (MM)	ARTICLE NUMBER(S)
for BO 32 JUST 32 MOVE IN 32 TARO 32 TILA 32	jet black	30	007-1965168



Optical accessories

OVAL LENS

TYPE	Ø (MM)	ARTICLE NUMBER(S)
for BO 32 MOVE IN 32	30	007-1965860



SOFT LENS

TYPE	Ø (MM)	ARTICLE NUMBER(S)
for BO 32 MOVE IN 32	30	007-1965960



WALLWASHER LENS

TYPE	Ø (MM)	ARTICLE NUMBER(S)
for BO 32 MOVE IN 32	30	007-1965760



MOVE IN 32 flex round

trim

063-8211517F 063-8821118 002-90742



Project / Type

Notes

Count / Date

Colour rendering



TM30 colour vector graphic



The black line represents the black body reference. The red line indicates the results of the test light source. The deviation from the test light source to the reference is shown and is marked by arrows. The shorter the arrows, the higher the color rendering.