

# COMBO 450

trim


064-10415370



Project / Type

Notes

Count / Date



IP40

X-PERT

X-PERT

220-240 V

### General

Ceiling | Recessed

pure white | RAL 9010 <sup>1</sup>

IP40

2050 lm

### LED

3000 K

CRI ≥ 80

L90 / 50000 h

initial MacAdam ≤ 3 SDCM

MR 0.54 | MDER 0.49

### Optical

Opal | opal (lambertsch)

PstLM ≤ 1.0 <sup>2</sup> | SVM ≤ 0.4 <sup>2</sup>

### Electrical

DALI-2 | 1 DALI Addr.

PC1 | 220-240 V

system 16.7 W

system 123 lm/W <sup>3</sup>

### Physical

trim

diameter 466 mm | height 72 mm

3.1 kg

### Cutout

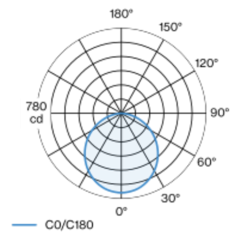
diameter 455 mm

min. ceiling thickness 10 mm | max. ceiling thickness 25 mm

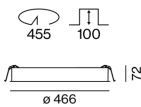
recessed depth 100 mm

Round light fitting in aluminium; recessed light with wrap around edge; suitable for ceiling thickness of 10-25 mm; surface pure white powder coated; installation without tools using snap spring closure; external converter for ceiling insertion, through-wiring suitable; electrical connection by means of reverse polarity protected plug system; LED board highly reflective lacquered for higher efficiency; light colour 3000 K; binning initial MacAdam ≤ 3 SDCM; CRI ≥ 80; min. 90% of luminous flux after 50000 operating hours; energy efficient LEDs with high CRI; flush ceiling light level; completely homogeneously illuminated, satin PMMA cover; same luminance for all size versions; degree of protection IP40; PC1; 220-240 V; internal wiring in light halogen free; incl. DALI-2 converter; light source replaceable by an authorized professional; control gear replaceable by an authorized professional;

### Light distribution



### Product drawing



<sup>1</sup> RAL code <sup>2</sup> Value of containing product at full load (undimmed)  
<sup>3</sup> incl. consideration of optical losses, internal control unit losses & operating device efficiency

### Installation instructions



### Lighting calculator

