

COMBO 450

trim


064-10416170



Project / Type

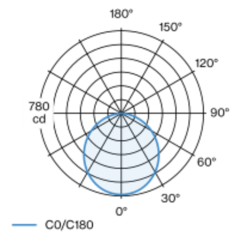
Notes

Count / Date

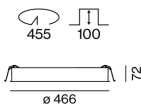


Round light fitting in aluminium; recessed light with wrap around edge; suitable for ceiling thickness of 10-25 mm; surface white powder coated; installation without tools using snap spring closure; external converter for ceiling insertion, through-wiring suitable; electrical connection by means of reverse polarity protected plug system; LED board highly reflective lacquered for higher efficiency; light colour 4000 K; binning initial MacAdam ≤ 3 SDCM; CRI ≥ 80 ; min. 90% of luminous flux after 50000 operating hours; energy efficient LEDs with high CRI; flush ceiling light level; completely homogeneously illuminated, satin PMMA cover; same luminance for all size versions; degree of protection IP40; PC1; 220-240 V; internal wiring in light halogen free; incl. converter, non dimmable; light source replaceable by an authorized professional; control gear replaceable by an authorized professional;

Light distribution



Product drawing



General

Ceiling , Recessed

white , RAL 9010 ¹

IP40

2170 lm

LED

4000 K

CRI ≥ 80

L90 / 50000 h

initial MacAdam ≤ 3 SDCM

MR 0.72

MDER 0.66

Optical

Opal

opal (lambertsch)

PstLM ≤ 1.0 ²

SVM ≤ 0.4 ²

Electrical

non DIM

220-240 V

system 16.7 W

system 130 lm/W³

PC1

Physical

trim

diameter 466 mm

height 72 mm

3.1 kg

Cutout

diameter 455 mm

min. ceiling thickness 10 mm

max. ceiling thickness 25 mm

recessed depth 100 mm

¹ RAL code ² Value of containing product at full load (undimmed)
³ incl. consideration of optical losses, internal control unit losses & operating device efficiency

Installation instructions



Lighting calculator

