

MOVE IN 32 flex round

trim

063-8211517M 063-8821118 002-90743



Project / Type

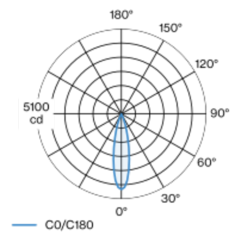
Notes

Count / Date



Round spotlight element in aluminium; surface traffic white powder coated; installation without tools in mounting set due to patented ball catch system; recessed light with trim jet black; suitable for ceiling thickness of 2-25 mm; spotlight element height adjustable without tools: flush with the ceiling, or extended 25 mm or 35 mm; 360° rotatable and 90° tiltable; passive cooling of the LEDs through improved heat sink geometry; with COB (Chip on Board) technology for maximum efficiency; no appearance of multiple shadows; light colour 3000 K; binning initial MacAdam ≤ 2 SDCM; CRI ≥ 90 ; min. 80% of luminous flux after 50000 operating hours; energy efficient LEDs with high CRI; high quality, aluminium, vapour deposition coated reflector with faceted lens design; precise radiation characteristic with 24° beam; good glare control through recessed light point level; optical attachment available as accessory; accessories are listed separately; degree of protection IP20; PC2; 220-240 V; incl. DALI-2 converter; converter wired secondary side; light source replaceable by an authorized professional; control gear replaceable by an authorized professional;

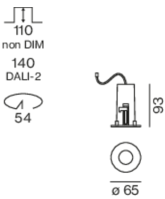
Light distribution



medium 24°

h (m)	EO° (lx)	ø (m)
1	4530	0.42
2	1130	0.83
3	500	1.25
4	280	1.67
5	180	2.09

Product drawing



General

Ceiling | Semi-Recessed

tilt max 90°

rotation 360°

traffic white | RAL 9016 ¹

Mounting set jet black

IP20

852 lm

LED

3000 K

CRI ≥ 90

L80 / 50000 h

initial MacAdam ≤ 2 SDCM

R_g: 99 | R_r: 90 | R_{f(1-5)}: 87

MR 0.6 | MDER 0.54

Optical

medium | beam angle 24°

PstLM $\leq 1.0^2$ 3 4 5 | SVM $\leq 0.4^2$ 3 4 5

Electrical

DALI-2 | 1 DALI Addr.

PC2 | 220-240 V

system 11.6 W | fixture 8.7 W

fixture 98 lm/W ⁶

36 Vf | 250 mA

Physical

trim

diameter 65 mm | height 93 mm

0.53 kg

Cutout

diameter 54 mm

min. ceiling thickness 2 mm | max. ceiling thickness 25 mm

recessed depth 140 mm

¹ RAL code ² soft lens BO 32 007-1965960

³ oval lens BO 32 007-1965860

⁴ wallwasher lens BO 32 007-1965760

⁵ Value of containing product at full load (undimmed)

⁶ incl. consideration of optical losses & internal control unit losses

Installation instructions



Lighting calculator



MOVE IN 32 flex round

trim

063-8211517M 063-8821118 002-90743



Project / Type

Notes

Count / Date

Maintenance Factors

Operating Time [h]	10 000	20 000	30 000	40 000	50 000
LLMF	0.964	0.923	0.884	0.847	0.811
LSF	1	1	1	1	1
MF	LMF × RSMF × LLMF × LSF		RSMF ^a Room Surface Maintenance Factor		
MF	Maintenance Factor		LLMF Lamp Lumens Maintenance Factor		
LMF ^a	Luminaire Maintenance Factor		LSF Lamp Survival Factor		

^a According to "CIE 97, Maintenance of indoor electric lighting systems", 2005, ISBN 3-900-734-34-8. The values must be determined by the planner.

Circuit Breaker Types

Automatic Circuit Breaker Type	Number of Fixtures
B10	80
B13	104
B16	130
B20	162
C10	135
C13	175
C16	220
C20	270

Components

MOUNTING HOUSING with trim

COLOUR	Ø (MM)	ARTICLE NUMBER(S)
jet black	63	063-8821118

POWER SUPPLY

L-W-H (MM)	ARTICLE NUMBER(S)
147-33-23	002-90743



Mounting accessories

SPECIAL MOUNTING TOOL

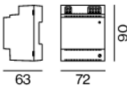
TYPE	Ø (MM)	ARTICLE NUMBER(S)
necessary to install mounting housing trimless	83	063-8911110



Optional electrical accessories

DIN RAIL POWER SUPPLY

L-W-H (MM)	ARTICLE NUMBER(S)
72-90-63	005-6520210



DIN RAIL LED DRIVER

TYPE	L-W-H (MM)	ARTICLE NUMBER(S)
2 × 42W 48V DC UOUT 10–40 V	36-88-59	005-6121030



Optical accessories

HONEYCOMB LOUVER

COLOUR	Ø (MM)	ARTICLE NUMBER(S)
jet black	30	007-1965168



MOVE IN 32 flex round

trim

063-8211517M 063-8821118 002-90743



Project / Type

Notes

Count / Date

Optical accessories

OVAL LENS

Ø (MM)	ARTICLE NUMBER(S)
30	007-1965860



SOFT LENS

Ø (MM)	ARTICLE NUMBER(S)
30	007-1965960



WALLWASHER LENS

Ø (MM)	ARTICLE NUMBER(S)
30	007-1965760

