

COMBO 1200

trim


064-10816370



Project / Type

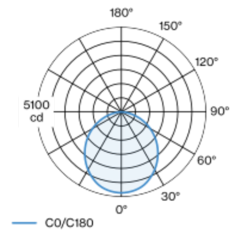
Notes

Count / Date

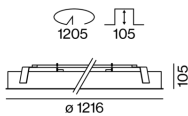


Round light fitting in aluminium; recessed light with wrap around edge; suitable for ceiling thickness of 10-25 mm; surface white powder coated; external converter for ceiling insertion, through-wiring suitable; electrical connection by means of reverse polarity protected plug system; LED board highly reflective lacquered for higher efficiency; light colour 4000 K; binning initial MacAdam ≤ 3 SDCM; CRI ≥ 80 ; min. 90% of luminous flux after 50000 operating hours; energy efficient LEDs with high CRI; flush ceiling light level; completely homogeneously illuminated, satin PMMA cover; same luminance for all size versions; degree of protection IP40; PC1; 220-240 V; internal wiring in light halogen free; incl. DALI-2 converter; light source replaceable by an authorized professional; control gear replaceable by an authorized professional;

Light distribution



Product drawing



General

Ceiling | Recessed

white | RAL 9010 ¹

IP40

13400 lm

LED

4000 K

CRI ≥ 80

L90 / 50000 h

initial MacAdam ≤ 3 SDCM

MR 0.72 | MDER 0.66

Optical

Opal | opal (lambertsch)

PstLM ≤ 1.0 ² | SVM ≤ 0.4 ²

Electrical

DALI-2 | 3 DALI Addr.

PC1 | 220-240 V

system 92 W

system 146 lm/W ³

Physical

trim

diameter 1216 mm | height 105 mm

19 kg

Cutout

diameter 1205 mm

min. ceiling thickness 10 mm | max. ceiling thickness 25 mm

recessed depth 105 mm

¹ RAL code ² Value of containing product at full load (undimmed)
³ incl. consideration of optical losses, internal control unit losses & operating device efficiency

Installation instructions



Lighting calculator



COMBO 1200

trim

064-10816370



Project / Type

Notes

Count / Date

Maintenance Factors

Operating Time [h]	10 000	20 000	30 000	40 000	50 000
LLMF	0.98	0.96	0.94	0.91	0.9
LSF	1	1	1	1	1
MF	LMF × RSMF × LLMF × LSF		RSMF ^a	Room Surface Maintenance Factor	
MF	Maintenance Factor		LLMF	Lamp Lumens Maintenance Factor	
LMF ^a	Luminaire Maintenance Factor		LSF	Lamp Survival Factor	

^a According to "CIE 97, Maintenance of indoor electric lighting systems", 2005, ISBN 3-900-734-34-8. The values must be determined by the planner.

Circuit Breaker Types

Automatic Circuit Breaker Type	Number of Fixtures
B10	3
B13	4
B16	5
B20	6
C10	6
C13	8
C16	10
C20	12

Mounting accessories

MOUNTING RING

TYPE	ARTICLE NUMBER(S)
for acoustic ceiling COMBO 1200	064-1906800

