

MOVE IN 45 square

trimless

063-8421517M 063-8832117 002-90724



Project / Type

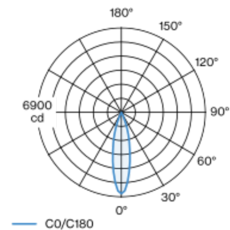
Notes

Count / Date



Square spotlight element in aluminium; surface traffic white powder coated; installation without tools in mounting set due to patented ball catch system; for trimless installation in plasterboard ceilings; suitable for ceiling thickness of 9-25 mm; special mounting tool for easy installation of the trimless housing available as an accessory; spotlight element height adjustable without tools: flush with the ceiling, or extended 25 mm or 35 mm; passive cooling of the LEDs through improved heat sink geometry; with COB (Chip on Board) technology for maximum efficiency; no appearance of multiple shadows; light colour 3000 K; binning initial MacAdam ≤ 2 SDCM; CRI ≥ 90 ; min. 80% of luminous flux after 50000 operating hours; energy efficient LEDs with high CRI; high quality, aluminium, vapour deposition coated reflector with faceted lens design; precise radiation characteristic with 24° beam; good glare control through recessed light point level; optical attachment available as accessory; accessories are listed separately; degree of protection IP20; PC2; 220-240 V; incl. converter, non dimmable; converter wired secondary side; light source replaceable by an authorized professional; control gear replaceable by an authorized professional;

Light distribution



medium 24°

h (m)	E0° (lx)	ø (m)
1	6650	0.43
2	1660	0.86
3	740	1.30
4	420	1.73
5	270	2.16

Product drawing



X-PERT

X-PERT

220-240 V

General

Ceiling | Semi-Recessed

traffic white | RAL 9016 ¹

Mounting set traffic white

IP20

1380 lm

fixture 104 lm/W ²

LED

3000 K

CRI ≥ 90

L80 / 50000 h

initial MacAdam ≤ 2 SDCM

R_g: 99 | R_f: 90 | R_{t(1-15)}: 87

MR 0.6 | MDER 0.54

Optical

medium | beam angle 24°

PstLM ≤ 1.0 ³ | SVM ≤ 0.4 ³

Electrical

non DIM

PC2 | 220-240 V

system 15.7 W | fixture 13.4 W

36 Vf | 400 mA

Physical

trimless

diameter 80 mm | height 105 mm

0.47 kg

Cutout

diameter 65 mm

min. ceiling thickness 9 mm | max. ceiling thickness 25 mm

recessed depth 180 mm

¹ RAL code
² incl. consideration of optical losses & internal control unit losses
³ Value of containing product at full load (undimmed)

Installation instructions



Lighting calculator



MOVE IN 45 square

trimless

063-8421517M 063-8832117 002-90724



Project / Type

Notes

Count / Date

Maintenance Factors

Operating Time [h]	10 000	20 000	30 000	40 000	50 000
LLMF	0.964	0.923	0.884	0.847	0.811
LSF	1	1	1	1	1
MF	LMF × RSMF × LLMF × LSF		RSMF ^a Room Surface Maintenance Factor		
MF	Maintenance Factor		LLMF Lamp Lumens Maintenance Factor		
LMF ^a	Luminaire Maintenance Factor		LSF Lamp Survival Factor		

^a According to "CIE 97, Maintenance of indoor electric lighting systems", 2005, ISBN 3-900-734-34-8. The values must be determined by the planner.

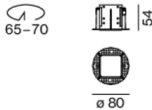
Circuit Breaker Types

Automatic Circuit Breaker Type	Number of Fixtures
B10	31
B13	40
B16	50
B20	62
B25	78
C10	52
C13	67
C16	85
C20	104
C25	130

Components

MOUNTING HOUSING trimless

COLOUR	Ø (MM)	ARTICLE NUMBER(S)
traffic white	80	063-8832117



POWER SUPPLY

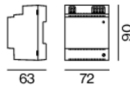
L·W·H (MM)	ARTICLE NUMBER(S)
180·30·21	002-90724



Optional electrical accessories

DIN RAIL POWER SUPPLY

L·W·H (MM)	ARTICLE NUMBER(S)
72·90·63	005-6520210



DIN RAIL LED DRIVER

TYPE	L·W·H (MM)	ARTICLE NUMBER(S)
2 × 42W 48V DC UOUT 10–40V	36·88·59	005-6121030



Other accessories

SPECIAL MOUNTING TOOL

TYPE	Ø (MM)	ARTICLE NUMBER(S)
necessary to install mounting housing trimless	100	063-8912110



Optical accessories

HONEYCOMB LOUVER

COLOUR	Ø (MM)	ARTICLE NUMBER(S)
jet black	42	007-1965188



[‘063-8421517M 063-8832117 002-90724’] The technical data represent rated values for an ambient temperature of 25°C. The data values for the luminous flux are initially subject to a tolerance of +/- 10%, those for the electrical connected load are initially subject to a tolerance of +/- 10%, and those for the colour temperature are initially subject to a tolerance of +/- 150 K. No liability is assumed for typographical or printing errors. The general terms and conditions of XAL GmbH apply.
© XAL GmbH · Auer-Welsbach-Gasse 36 · 8055 Graz · Austria · www.xal.com

04.07.2025