


MOVE IN 45 square

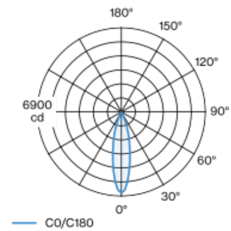
trim

063-8421517M 063-8842118 002-90724



Square spotlight element in aluminium; surface traffic white powder coated; installation without tools in mounting set due to patented ball catch system; recessed light with trim jet black; suitable for ceiling thickness of 2-25 mm; spotlight element height adjustable without tools: flush with the ceiling, or extended 25 mm or 35 mm; passive cooling of the LEDs through improved heat sink geometry; with COB (Chip on Board) technology for maximum efficiency; no appearance of multiple shadows; light colour 3000 K; binning initial MacAdam ≤ 2 SDCM; CRI ≥ 90 ; min. 80% of luminous flux after 50000 operating hours; energy efficient LEDs with high CRI; high quality, aluminium, vapour deposition coated reflector with faceted lens design; precise radiation characteristic with 24° beam; good glare control through recessed light point level; optical attachment available as accessory; accessories are listed separately; degree of protection IP20; PC2; 220-240 V; incl. converter, non dimmable; converter wired secondary side; light source replaceable by an authorized professional; control gear replaceable by an authorized professional;

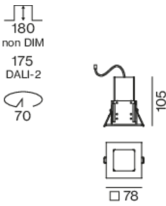
Light distribution



medium 24°

h (m)	EO° (lx)	ø (m)
1	6650	0.43
2	1660	0.86
3	740	1.30
4	420	1.73
5	270	2.16

Product drawing



Project / Type
Notes
Count / Date



General

Ceiling Semi-Recessed
traffic white RAL 9016 ¹
Mounting set jet black
IP20
1380 lm
fixture 104 lm/W ²

LED

3000 K
CRI ≥ 90
L80 / 50000 h
initial MacAdam ≤ 2 SDCM
R _g : 99 R _f : 90 R _{t(1-15)} : 87
MR 0.6 MDER 0.54

Optical

medium beam angle 24°
PstLM ≤ 1.0 ³ SVM ≤ 0.4 ³

Electrical

non DIM
PC2 220-240 V
system 15.7 W fixture 13.4 W
36 Vf 400 mA

Physical

trim
diameter 78 mm height 105 mm
0.48 kg

Cutout

diameter 70 mm
min. ceiling thickness 2 mm max. ceiling thickness 25 mm
recessed depth 180 mm

¹ RAL code
² incl. consideration of optical losses & internal control unit losses
³ Value of containing product at full load (undimmed)

Installation instructions



Lighting calculator

