

VELA 600 direct / indirect soft

surface

073-11576370



Project / Type

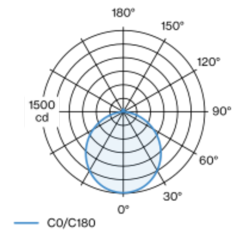
Notes

Count / Date

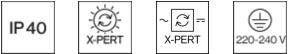
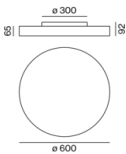


Round luminaire housing in aluminium, rolled profile, seamlessly welded; surface pure white powder coated; highly reflective coating for improved efficiency; suitable for wall or ceiling mounting; convenient quick mounting system without tools; completely homogeneously illuminated, satinised PMMA cover; direct / indirect radiation characteristic for additional accentuation of the ceiling; light colour 4000 K; binning initial MacAdam ≤ 3 SDCM; CRI ≥ 80 ; min. 90% of luminous flux after 50000 operating hours; energy efficient LEDs with high CRI; luminaire with 2 cable openings and plug-in terminal for through wiring; degree of protection IP40; PC1; 220-240 V; internal wiring in light halogen free; incl. DALI-2 converter; light source replaceable by an authorized professional; control gear replaceable by an authorized professional;

Light distribution



Product drawing



General

Ceiling / Wall | Surface

pure white | RAL 9010

IP40

indirect 118 lm | direct 4220 lm

total 4340 lm

LED

4000 K

CRI ≥ 80

L90 / 50000 h

initial MacAdam ≤ 3 SDCM

MR 0.72 | MDER 0.66

Optical

Opal | opal (lambertsch)

PstLM ≤ 1.0 ¹ | SVM ≤ 0.4 ¹

Electrical

DALI-2 | 1 DALI Addr.

PC1 | 220-240 V

system 31 W

system 140 lm/W ²

Physical

diameter 600 mm | height 92 mm

5.4 kg

¹ Value of containing product at full load (undimmed)
² incl. consideration of optical losses, internal control unit losses & operating device efficiency

Installation instructions



VELA 600 direct / indirect soft

surface

073-11576370



Project / Type

Notes

Count / Date

Maintenance Factors

Operating Time [h]	10 000	20 000	30 000	40 000	50 000
LLMF	0.98	0.96	0.94	0.91	0.9
LSF	1	1	1	1	1

MF

MF

LMF^a

$LMF \times RSMF \times LLMF \times LSF$

Maintenance Factor

Luminaire Maintenance Factor

RSMF^a

LLMF

LSF

Room Surface Maintenance Factor

Lamp Lumens Maintenance Factor

Lamp Survival Factor

^a According to "CIE 97, Maintenance of indoor electric lighting systems", 2005, ISBN 3-900-734-34-8. The values must be determined by the planner.

Circuit Breaker Types

Automatic Circuit Breaker Type	Number of Fixtures
B10	9
B13	13
B16	15
B20	18
C10	18
C13	26
C16	30
C20	36

Other accessories

DISMOUNTING TOOL

TYPE	ARTICLE NUMBER(S)
for ø600/900/1200	073-1100000

