

FLOW 320

surface


073-01316180



Project / Type

Notes

Count / Date



General

Ceiling / Wall , Surface

black , RAL9005 ¹

IP40

2120 lm

LED

4000 K

CRI \geq 80

L90 / 50000 h

photobio. safety RG 0 - no Risk

initial MacAdam \leq 3 SDCM

MR 0.6

MDER 0.66

Optical

Opal

Electrical

non DIM

15.4 W

PC1 220-240V

138 lm/W

Physical

length 311 mm

width 311 mm

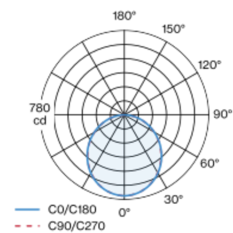
height 46 mm

2.1 kg

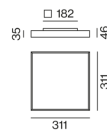
¹ RAL code

Square light fitting made of aluminium; flat design (luminaire housing 35mm); surface black powder coated; suitable for wall or ceiling mounting; luminaire housing set 11mm away from wall or ceiling; convenient quick mounting system without tools; direct light distribution by LGP body (Light Guiding Prism); side coupled light directed downwards by laser engraving; light control via highly reflective reflector material; completely homogeneously illuminated, satin PMMA cover; same luminance for all size versions; light colour 4000 K; binning initial MacAdam \leq 3 SDCM; CRI \geq 80; min. 90% of luminous flux after 50000 operating hours; energy efficient LEDs with high CRI; luminaire with 2 cable openings and plug-in terminal for through wiring; degree of protection IP40; PC1 220-240V; photobiological safety according to IEC 62471 risk group RG 0 - no Risk; internal wiring in light halogen free; incl. converter, non dimmable; light source replaceable by an authorized professional; control gear replaceable by an authorized professional;

Light distribution



Product drawing



Installation instructions



FLOW 320

surface

073-01316180



Project / Type

Notes

Count / Date

Maintenance Factors

Operating Time [h]	10 000	20 000	30 000	40 000	50 000
LLMF	0.98	0.95	0.93	0.91	0.9
LSF	1	1	1	1	1

MF	LMF × RSMF × LLMF × LSF	RSMF ^a	Room Surface Maintenance Factor
MF	Maintenance Factor	LLMF	Lamp Lumens Maintenance Factor
LMF ^a	Luminaire Maintenance Factor	LSF	Lamp Survival Faktor

^a According to "CIE 97, Maintenance of indoor electric lighting systems", 2005, ISBN 3-900-734-34-8. The values must be determined by the planner.

Circuit Breaker Types

Automatic Circuit Breaker Type	Number of Fixtures
B10	25
B13	33
B16	40
B20	50
C10	41
C13	55
C16	66
C20	83

Other accessories

DISMOUNTING TOOL

ARTICLE NUMBER(S)
073-0100000

