

VELA 600 direct / indirect power

suspended
073-12545380



Project / Type

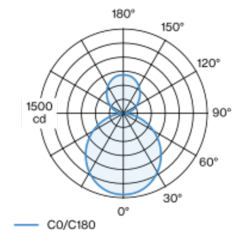
Notes

Count / Date

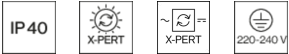
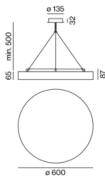


Round luminaire housing in aluminium, rolled profile, seamlessly welded; surface jet black powder coated; highly reflective coating for improved efficiency; suspended luminaire with 1500mm cable suspension; with integrated toolless suspension height adjustment on the luminaire; incl. feed (black); completely homogeneously illuminated, satinised PMMA cover; direct / indirect radiation characteristic for additional accentuation of the ceiling; light colour 3000 K; binning initial MacAdam ≤ 3 SDCM; CRI ≥ 80 ; min. 90% of luminous flux after 50000 operating hours; energy efficient LEDs with high CRI; canopy with 2 cable openings and plug-in terminal for through wiring; degree of protection IP40; PC1; 220-240 V; internal wiring in light halogen free; incl. DALI-2 converter; light source replaceable by an authorized professional; control gear replaceable by an authorized professional;

Light distribution



Product drawing



General

Ceiling | Suspended

jet black | RAL 9005

IP40

indirect 1860 lm | direct 4110 lm

total 5970 lm

LED

3000 K

CRI ≥ 80

L90 / 50000 h

initial MacAdam ≤ 3 SDCM

MR 0.54 | MDER 0.49

Optical

Opal | opal (lambertsch)

PstLM ≤ 1.0 ¹ | SVM ≤ 0.4 ¹

Electrical

DALI-2 | 1 DALI Addr.

PC1 | 220-240 V

system 45 W

system 133 lm/W ²

Physical

cable 1500 mm

diameter 600 mm | height 87 mm

5.8 kg

¹ Value of containing product at full load (undimmed)
² incl. consideration of optical losses, internal control unit losses & operating device efficiency

Installation instructions



Lighting calculator



VELA 600 direct / indirect power

suspended
073-12545380



Project / Type

Notes

Count / Date

Maintenance Factors

Operating Time [h]	10 000	20 000	30 000	40 000	50 000
LLMF	0.98	0.96	0.94	0.91	0.9
LSF	1	1	1	1	1

MF

LMF × RSMF × LLMF × LSF

MF

Maintenance Factor

LMF^a

Luminaire Maintenance Factor

RSMF^a

Room Surface Maintenance Factor

LLMF

Lamp Lumens Maintenance Factor

LSF

Lamp Survival Factor

^a According to "CIE 97, Maintenance of indoor electric lighting systems", 2005, ISBN 3-900-734-34-8. The values must be determined by the planner.

Circuit Breaker Types

Automatic Circuit Breaker Type	Number of Fixtures
B10	9
B13	13
B16	15
B20	18
C10	18
C13	26
C16	30
C20	36