


# VELA 1200 direct

ceiling

073-118153GO

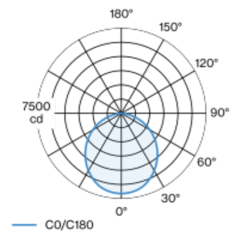


Project / Type	
Notes	
Count / Date	

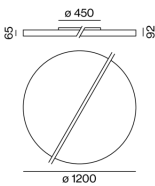


Round luminaire housing in aluminium, rolled profile, seamlessly welded; surface grey powder coated; highly reflective coating for improved efficiency; suitable for ceiling mounting; convenient quick mounting system without tools; completely homogeneously illuminated, satinised PMMA cover; light colour 3000 K; binning initial MacAdam  $\leq 3$  SDCM; CRI  $\geq 80$ ; min. 90% of luminous flux after 50000 operating hours; energy efficient LEDs with high CRI; luminaire with 2 cable openings and plug-in terminal for through wiring; degree of protection IP40; PC1; 220-240 V; internal wiring in light halogen free; incl. DALI-2 converter; light source replaceable by an authorized professional; control gear replaceable by an authorized professional;

## Light distribution



## Product drawing



### General

Ceiling , Surface	
grey , RAL 9006 <sup>1</sup>	
IP40	
19400 lm	

### LED

3000 K	
CRI $\geq 80$	
L90 / 50000 h	
initial MacAdam $\leq 3$ SDCM	
MR 0.54	
MDER 0.49	

### Optical

Opal	
opal (lambertsch)	
PstLM $\leq 1.0$ <sup>2</sup>	
SVM $\leq 0.4$ <sup>2</sup>	

### Electrical

DALI-2	
220-240 V	
system 147 W	
system 132 lm/W <sup>3</sup>	
PC1	
3 DALI Addr.	

### Physical

diameter 1200 mm	
height 92 mm	
19.2 kg	

<sup>1</sup> RAL code <sup>2</sup> Value of containing product at full load (undimmed)  
<sup>3</sup> incl. consideration of optical losses, internal control unit losses & operating device efficiency

## Installation instructions



## Lighting calculator



# VELA 1200 direct

ceiling

073-118153GO



Project / Type

Notes

Count / Date

## Maintenance Factors

Operating Time [h]	10 000	20 000	30 000	40 000	50 000
LLMF	0.98	0.95	0.93	0.91	0.9
LSF	1	1	1	1	1
MF	LMF × RSMF × LLMF × LSF		RSMF <sup>a</sup>	Room Surface Maintenance Factor	
MF	Maintenance Factor		LLMF	Lamp Lumens Maintenance Factor	
LMF <sup>a</sup>	Luminaire Maintenance Factor		LSF	Lamp Survival Factor	

<sup>a</sup> According to "CIE 97, Maintenance of indoor electric lighting systems", 2005, ISBN 3-900-734-34-8. The values must be determined by the planner.

## Circuit Breaker Types

Automatic Circuit Breaker Type	Number of Fixtures
B10	3
B13	4
B16	5
B20	6
C10	6
C13	8
C16	10
C20	12

## Other accessories

### DISMOUNTING TOOL

TYPE	ARTICLE NUMBER(S)
for ø600/900/1200	073-1100000

