

# FLOW 600

surface

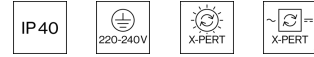

073-015163XO



Project / Type

Notes

Count / Date



## General

Ceiling / Wall , Surface

special colours

IP40

6420 lm

## LED

4000 K

CRI  $\geq$  80

L90 / 50000 h

photobio. safety RG 0 - no Risk

initial MacAdam  $\leq$  3 SDCM

MR 0.6

MDER 0.66

## Optical

Opal

## Electrical

DALI-2

44 W

PC1 220-240V

146 lm/W

1 DALI Addr.

## Physical

length 591 mm

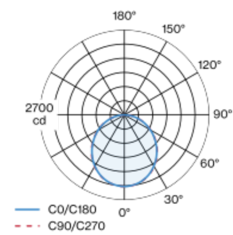
width 591 mm

height 46 mm

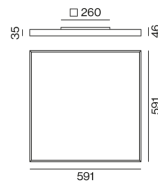
7.1 kg

Square light fitting made of aluminium; flat design (luminaire housing 35mm); surface special colours powder coated; suitable for wall or ceiling mounting; luminaire housing set 11mm away from wall or ceiling; convenient quick mounting system without tools; direct light distribution by LGP body (Light Guiding Prism); side coupled light directed downwards by laser engraving; light control via highly reflective reflector material; completely homogeneously illuminated, satin PMMA cover; same luminance for all size versions; light colour 4000 K; binning initial MacAdam  $\leq$  3 SDCM; CRI  $\geq$  80; min. 90% of luminous flux after 50000 operating hours; energy efficient LEDs with high CRI; luminaire with 2 cable openings and plug-in terminal for through wiring; degree of protection IP40; PC1 220-240V; photobiological safety according to IEC 62471 risk group RG 0 - no Risk; internal wiring in light halogen free; incl. DALI-2 converter; light source replaceable by an authorized professional; control gear replaceable by an authorized professional;

## Light distribution



## Product drawing



## Installation instructions



# FLOW 600

surface

073-015163XO



Project / Type

Notes

Count / Date

## Maintenance Factors

Operating Time [h]	10 000	20 000	30 000	40 000	50 000
LLMF	0.98	0.95	0.93	0.91	0.9
LSF	1	1	1	1	1

MF	LMF × RSMF × LLMF × LSF	RSMF <sup>a</sup>	Room Surface Maintenance Factor
MF	Maintenance Factor	LLMF	Lamp Lumens Maintenance Factor
LMF <sup>a</sup>	Luminaire Maintenance Factor	LSF	Lamp Survival Faktor

<sup>a</sup> According to "CIE 97, Maintenance of indoor electric lighting systems", 2005, ISBN 3-900-734-34-8. The values must be determined by the planner.

## Circuit Breaker Types

Automatic Circuit Breaker Type	Number of Fixtures
B10	9
B13	13
B16	15
B20	18
C10	18
C13	26
C16	30
C20	36

## Other accessories

### DISMOUNTING TOOL

ARTICLE NUMBER(S)  
073-0100000

