

VELA 1200 direct

ceiling


073-11816380



Project / Type

Notes

Count / Date



IP 40

X-PERT

X-PERT

220-240 V

General

Ceiling | Surface

jet black | RAL 9005 ¹

IP40

20600 lm

LED

4000 K

CRI ≥ 80

L90 / 50000 h

initial MacAdam ≤ 3 SDCM

MR 0.72 | MDER 0.66

Optical

Opal | opal (lambertsch)

PstLM ≤ 1.0 ² | SVM ≤ 0.4 ²

Electrical

DALI-2 | 3 DALI Addr.

PC1 | 220-240 V

system 147 W

system 140 lm/W ³

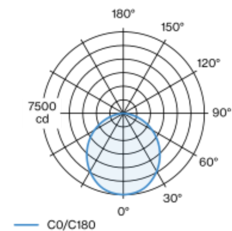
Physical

diameter 1200 mm | height 92 mm

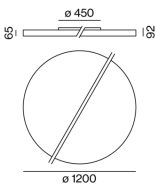
19.2 kg

Round luminaire housing in aluminium, rolled profile, seamlessly welded; surface jet black powder coated; highly reflective coating for improved efficiency; suitable for ceiling mounting; convenient quick mounting system without tools; completely homogeneously illuminated, satinised PMMA cover; light colour 4000 K; binning initial MacAdam ≤ 3 SDCM; CRI ≥ 80; min. 90% of luminous flux after 50000 operating hours; energy efficient LEDs with high CRI; luminaire with 2 cable openings and plug-in terminal for through wiring; degree of protection IP40; PC1; 220-240 V; internal wiring in light halogen free; incl. DALI-2 converter; light source replaceable by an authorized professional; control gear replaceable by an authorized professional;

Light distribution



Product drawing



Installation instructions



Lighting calculator



[073-11816380] The technical data represent rated values for an ambient temperature of 25°C. The data values for the luminous flux are initially subject to a tolerance of +/- 10%, those for the electrical connected load are initially subject to a tolerance of +/- 10%, and those for the colour temperature are initially subject to a tolerance of +/- 150 K. No liability is assumed for typographical or printing errors. The general terms and conditions of XAL GmbH apply.
© XAL GmbH · Auer-Welsbach-Gasse 36 · 8055 Graz · Austria · www.xal.com

VELA 1200 direct

ceiling

073-11816380



Project / Type

Notes

Count / Date

Maintenance Factors

Operating Time [h]	10 000	20 000	30 000	40 000	50 000
LLMF	0.98	0.95	0.93	0.91	0.9
LSF	1	1	1	1	1

MF

MF

LMF^a

LMF × RSMF × LLMF × LSF

Maintenance Factor

Luminaire Maintenance Factor

RSMF^a

LLMF

LSF

Room Surface Maintenance Factor

Lamp Lumens Maintenance Factor

Lamp Survival Factor

^a According to "CIE 97, Maintenance of indoor electric lighting systems", 2005, ISBN 3-900-734-34-8. The values must be determined by the planner.

Circuit Breaker Types

Automatic Circuit Breaker Type	Number of Fixtures
B10	3
B13	4
B16	5
B20	6
C10	6
C13	8
C16	10
C20	12

Other accessories

DISMOUNTING TOOL

TYPE	ARTICLE NUMBER(S)
for ø600/900/1200	073-1100000

