

# VELA 1200 direct

ceiling


073-118163GK



Project / Type

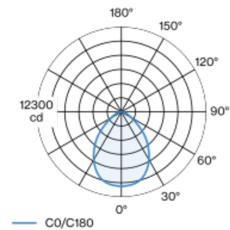
Notes

Count / Date

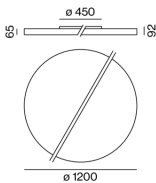


Round luminaire housing in aluminium, rolled profile, seamlessly welded; surface grey powder coated; highly reflective coating for improved efficiency; suitable for ceiling mounting; convenient quick mounting system without tools; microprismatic PMMA cover; completely homogeneous illumination; UGR ≤ 19; VDU compatible workplace luminaire according to DIN EN 12464-1; luminance above 65° ≤ 3000 cd/m²; light colour 4000 K; binning initial MacAdam ≤ 3 SDCM; CRI ≥ 80; min. 90% of luminous flux after 50000 operating hours; energy efficient LEDs with high CRI; luminaire with 2 cable openings and plug-in terminal for through wiring; degree of protection IP40; PC1; 220-240 V; internal wiring in light halogen free; incl. DALI-2 converter; light source replaceable by an authorized professional; control gear replaceable by an authorized professional;

## Light distribution



## Product drawing



### General

Ceiling | Surface

grey | RAL 9006 <sup>1</sup>

IP40

20500 lm

### LED

4000 K

CRI ≥ 80

L90 / 50000 h

initial MacAdam ≤ 3 SDCM

MR 0.72 | MDER 0.66

### Optical

Microprismatic | microprismatic

UGR ≤ 19 | ≥65° <3000 cd/m²

PstLM ≤ 1.0 <sup>2</sup> | SVM ≤ 0.4 <sup>2</sup>

### Electrical

DALI-2 | 3 DALI Addr.

PC1 | 220-240 V

system 147 W

system 139 lm/W <sup>3</sup>

### Physical

diameter 1200 mm | height 92 mm

19.2 kg

<sup>1</sup> RAL code <sup>2</sup> Value of containing product at full load (undimmed)  
<sup>3</sup> incl. consideration of optical losses, internal control unit losses & operating device efficiency

## Installation instructions



## Lighting calculator



# VELA 1200 direct

ceiling

073-118163GK



Project / Type

Notes

Count / Date

### Maintenance Factors

Operating Time [h]	10 000	20 000	30 000	40 000	50 000
LLMF	0.98	0.95	0.93	0.91	0.9
LSF	1	1	1	1	1

MF

MF

LMF<sup>a</sup>

LMF × RSMF × LLMF × LSF

Maintenance Factor

Luminaire Maintenance Factor

RSMF<sup>a</sup>

LLMF

LSF

Room Surface Maintenance Factor

Lamp Lumens Maintenance Factor

Lamp Survival Factor

<sup>a</sup> According to "CIE 97, Maintenance of indoor electric lighting systems", 2005, ISBN 3-900-734-34-8. The values must be determined by the planner.

### Circuit Breaker Types

Automatic Circuit Breaker Type	Number of Fixtures
B10	3
B13	4
B16	5
B20	6
C10	6
C13	8
C16	10
C20	12

### Other accessories

#### DISMOUNTING TOOL

TYPE	ARTICLE NUMBER(S)
for ø600/900/1200	073-1100000

