

VELA 600 direct / indirect power

suspended

073-125461XK



Project / Type

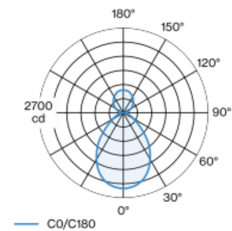
Notes

Count / Date

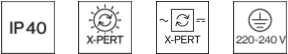
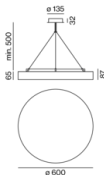


Round luminaire housing in aluminium, rolled profile, seamlessly welded; surface special colours powder coated; highly reflective coating for improved efficiency; suspended luminaire with 1500mm cable suspension; with integrated toolless suspension height adjustment on the luminaire; incl. feed (white); microprismatic PMMA cover; completely homogeneous illumination; UGR ≤ 19; VDU compatible workplace luminaire according to DIN EN 12464-1; luminance above 65° ≤ 3000 cd/m²; direct / indirect radiation characteristic for additional accentuation of the ceiling; light colour 4000 K; binning initial MacAdam ≤ 3 SDCM; CRI ≥ 80; min. 90% of luminous flux after 50000 operating hours; energy efficient LEDs with high CRI; canopy with 2 cable openings and plug-in terminal for through wiring; degree of protection IP40; PC1; 220-240 V; internal wiring in light halogen free; incl. converter, non dimmable; light source replaceable by an authorized professional; control gear replaceable by an authorized professional;

Light distribution



Product drawing



General

Ceiling | Suspended

special colours

IP40

indirect 1970 lm | direct 4390 lm

total 6360 lm

LED

4000 K

CRI ≥ 80

L90 / 50000 h

initial MacAdam ≤ 3 SDCM

MR 0.72 | MDER 0.66

Optical

Microprismatic | microprismatic

UGR ≤ 19 | ≥65° <3000 cd/m²

PstLM ≤ 1.0 ¹ | SVM ≤ 0.4 ¹

Electrical

non DIM

PC1 | 220-240 V

system 45 W

system 141 lm/W ²

Physical

cable 1500 mm

diameter 600 mm | height 87 mm

5.8 kg

¹ Value of containing product at full load (undimmed)
² incl. consideration of optical losses, internal control unit losses & operating device efficiency

Installation instructions



Lighting calculator



VELA 600 direct / indirect power

suspended
073-125461XK



Project / Type

Notes

Count / Date

Maintenance Factors

Operating Time [h]	10 000	20 000	30 000	40 000	50 000
LLMF	0.98	0.96	0.94	0.91	0.9
LSF	1	1	1	1	1
MF	LMF × RSMF × LLMF × LSF		RSMF ^a	Room Surface Maintenance Factor	
MF	Maintenance Factor		LLMF	Lamp Lumens Maintenance Factor	
LMF ^a	Luminaire Maintenance Factor		LSF	Lamp Survival Factor	

^a According to "CIE 97, Maintenance of indoor electric lighting systems", 2005, ISBN 3-900-734-34-8. The values must be determined by the planner.

Circuit Breaker Types

Automatic Circuit Breaker Type	Number of Fixtures
B10	7
B13	9
B16	11
B20	14
C10	12
C13	16
C16	19
C20	24

