

VELA 300 direct / indirect soft


surface
073-1137517K



Project / Type

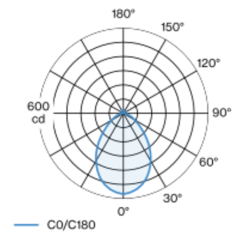
Notes

Count / Date

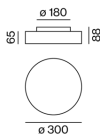


Round luminaire housing in aluminium, rolled profile, seamlessly welded; surface white powder coated; highly reflective coating for improved efficiency; suitable for wall or ceiling mounting; convenient quick mounting system without tools; microprismatic PMMA cover; completely homogeneous illumination; $UGR \leq 19$; VDU compatible workplace luminaire according to DIN EN 12464-1; luminance above $65^\circ \leq 3000 \text{ cd/m}^2$; direct / indirect radiation characteristic for additional accentuation of the ceiling; light colour 3000 K; binning initial MacAdam $\leq 3 \text{ SDCM}$; $CRI \geq 80$; min. 90% of luminous flux after 50000 operating hours; energy efficient LEDs with high CRI; luminaire with 2 cable openings and plug-in terminal for through wiring; degree of protection IP40; PC1; 220-240 V; internal wiring in light halogen free; incl. converter, non dimmable; light source replaceable by an authorized professional; control gear replaceable by an authorized professional;

Light distribution



Product drawing



General

Ceiling / Wall | Surface

white | RAL 9010 ¹

IP40

indirect 58 lm | direct 1010 lm

total 1070 lm

LED

3000 K

$CRI \geq 80$

L90 / 50000 h

initial MacAdam $\leq 3 \text{ SDCM}$

MR 0.54 | MDER 0.49

Optical

Microprismatic | microprismatic

$UGR \leq 19$ | $\geq 65^\circ < 3000 \text{ cd/m}^2$

$PstLM \leq 1.0$ ² | $SVM \leq 0.4$ ²

Electrical

non DIM

PC1 | 220-240 V

system 10.1 W

system 106 lm/W ³

Physical

diameter 300 mm | height 88 mm

1.6 kg

¹ RAL code ² Value of containing product at full load (undimmed)
³ incl. consideration of optical losses, internal control unit losses & operating device efficiency

Installation instructions



VELA 300 direct / indirect soft

surface
073-1137517K



Project / Type

Notes

Count / Date

Maintenance Factors

Operating Time [h]	10 000	20 000	30 000	40 000	50 000
LLMF	0.98	0.96	0.94	0.91	0.9
LSF	1	1	1	1	1

MF

MF

LMF^a

LMF × RSMF × LLMF × LSF

Maintenance Factor

Luminaire Maintenance Factor

RSMF^a

LLMF

LSF

Room Surface Maintenance Factor

Lamp Lumens Maintenance Factor

Lamp Survival Factor

^a According to "CIE 97, Maintenance of indoor electric lighting systems", 2005, ISBN 3-900-734-34-8. The values must be determined by the planner.

Circuit Breaker Types

Automatic Circuit Breaker Type	Number of Fixtures
B10	31
B13	40
B16	50
B20	62
B25	78
C10	52
C13	67
C16	85
C20	104
C25	130

