

VELA 450 direct / indirect power

suspended
073-1444638K



Project / Type

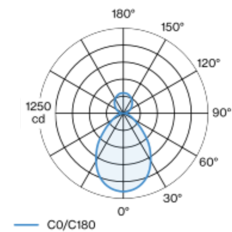
Notes

Count / Date

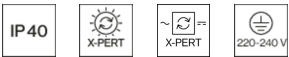
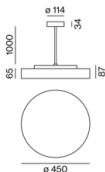


Round luminaire housing in aluminium, rolled profile, seamlessly welded; surface jet black powder coated; highly reflective coating for improved efficiency; suspended luminaire with adjustable pendant rod mounting (chrome) 1000mm, feed in rod; microprismatic PMMA cover; completely homogeneous illumination; $UGR \leq 19$; VDU compatible workplace luminaire according to DIN EN 12464-1; luminance above $65^\circ \leq 3000 \text{ cd/m}^2$; direct / indirect radiation characteristic for additional accentuation of the ceiling; light colour 4000 K; binning initial MacAdam $\leq 3 \text{ SDCM}$; CRI ≥ 80 ; min. 90% of luminous flux after 50000 operating hours; energy efficient LEDs with high CRI; canopy with 2 cable openings and plug-in terminal for through wiring; degree of protection IP40; PC1; 220-240 V; internal wiring in light halogen free; incl. DALI-2 converter; light source replaceable by an authorized professional; control gear replaceable by an authorized professional;

Light distribution



Product drawing



General

Ceiling | Suspended

jet black | RAL 9005

IP40

indirect 812 lm | direct 2080 lm

total 2890 lm

LED

4000 K

CRI ≥ 80

L90 / 50000 h

initial MacAdam $\leq 3 \text{ SDCM}$

MR 0.72 | MDER 0.66

Optical

Microprismatic | microprismatic

$UGR \leq 19$ | $\geq 65^\circ < 3000 \text{ cd/m}^2$

$PstLM \leq 1.0$ ¹ | $SVM \leq 0.4$ ¹

Electrical

DALI-2 | 1 DALI Addr.

PC1 | 220-240 V

system 21.1 W

system 137 lm/W ²

Physical

rod 1000 mm

diameter 450 mm | height 87 mm

4.1 kg

¹ Value of containing product at full load (undimmed)
² incl. consideration of optical losses, internal control unit losses & operating device efficiency

Installation instructions



Lighting calculator



VELA 450 direct / indirect power

suspended
073-1444638K



Project / Type

Notes

Count / Date

Maintenance Factors

Operating Time [h]	10 000	20 000	30 000	40 000	50 000
LLMF	0.98	0.96	0.94	0.91	0.9
LSF	1	1	1	1	1
MF	LMF × RSMF × LLMF × LSF		RSMF ^a	Room Surface Maintenance Factor	
MF	Maintenance Factor		LLMF	Lamp Lumens Maintenance Factor	
LMF ^a	Luminaire Maintenance Factor		LSF	Lamp Survival Factor	

^a According to "CIE 97, Maintenance of indoor electric lighting systems", 2005, ISBN 3-900-734-34-8. The values must be determined by the planner.

Circuit Breaker Types

Automatic Circuit Breaker Type	Number of Fixtures
B10	13
B13	20
B16	24
B20	30
C10	26
C13	40
C16	48
C20	60

