

VELA 1200 direct / indirect power


suspended
073-128453XO



Project / Type _____

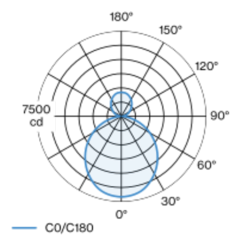
Notes _____

Count / Date _____

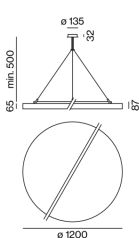


Round luminaire housing in aluminium, rolled profile, seamlessly welded; surface special colours powder coated; highly reflective coating for improved efficiency; suspended luminaire with 1500mm cable suspension; with integrated toolless suspension height adjustment on the luminaire; incl. feed (white); completely homogeneously illuminated, satinised PMMA cover; direct / indirect radiation characteristic for additional accentuation of the ceiling; light colour 3000 K; binning initial MacAdam ≤ 3 SDCM; CRI ≥ 80 ; min. 90% of luminous flux after 50000 operating hours; energy efficient LEDs with high CRI; canopy with 2 cable openings and plug-in terminal for through wiring; degree of protection IP40; PC1; 220-240 V; internal wiring in light halogen free; incl. DALI-2 converter; light source replaceable by an authorized professional; control gear replaceable by an authorized professional;

Light distribution



Product drawing



General

Ceiling , Suspended _____

special colours _____

IP40 _____

indirect 5730 lm _____

direct 19400 lm _____

total 25100 lm _____

LED

3000 K _____

CRI ≥ 80 _____

L90 / 50000 h _____

initial MacAdam ≤ 3 SDCM _____

MR 0.54 _____

MDER 0.49 _____

Optical

Opal _____

opal (lambertsch) _____

PstLM ≤ 1.0 ¹ _____

SVM ≤ 0.4 ¹ _____

Electrical

DALI-2 _____

220-240 V _____

system 185 W _____

system 136 lm/W² _____

PC1 _____

4 DALI Addr. _____

Physical

cable 1500 mm _____

diameter 1200 mm _____

height 87 mm _____

19 kg _____

¹ Value of containing product at full load (undimmed)
² incl. consideration of optical losses, internal control unit losses & operating device efficiency

Installation instructions



Lighting calculator



VELA 1200 direct / indirect
power
suspended
073-128453XO



Project / Type _____

Notes _____

Count / Date _____

Maintenance Factors

Operating Time [h]	10 000	20 000	30 000	40 000	50 000
LLMF	0.98	0.95	0.93	0.91	0.9
LSF	1	1	1	1	1

MF

LMF × RSMF × LLMF × LSF

MF

Maintenance Factor

LMF^a

Luminaire Maintenance Factor

RSMF^a

Room Surface Maintenance Factor

LLMF

Lamp Lumens Maintenance Factor

LSF

Lamp Survival Factor

^a According to "CIE 97, Maintenance of indoor electric lighting systems", 2005, ISBN 3-900-734-34-8. The values must be determined by the planner.

Circuit Breaker Types

Automatic Circuit Breaker Type	Number of Fixtures
B10	2
B13	3
B16	3
B20	4
C10	4
C13	6
C16	7
C20	9

