

SETA linear direct / indirect TW power

suspended system


074-50D9537R



Project / Type

Notes

Count / Date



General

Ceiling , Suspended

white , RAL9010 ¹

Reflector chrome

IP20

indirect 7020 lm

direct 6690 lm

total 13710 lm

LED

3000 K

CRI ≥ 80

L90 / 50000 h

initial MacAdam ≤ 3 SDCM

MR 0.44

MDER 0.49

Optical

Reflector

Symmetric

UGR < 13 , ≥65° <1500 cd/m²

Electrical

DALI-2

109 W

PC1 220-240V

126 lm/W

3 DALI Addr.

Physical

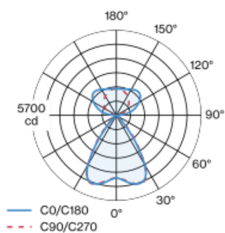
length 3400 mm

width 60 mm

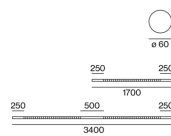
height 60 mm

Luminaire housing made of extruded aluminium profile; extremely slim design (only Ø 61 mm) linear; converter integrated into luminaire housing; no visible screws; for lighting systems; surface white powder coated; for suspended mounting (1500 mm cable suspension as an accessory); with integrated tool-less suspension height adjustment; spring clip attachment to the luminaire; extruded profile for improved thermal management; light colour direct light component: 3000 K; light colour indirect light component: tunable white diodes (2700-6500 K); binning initial MacAdam ≤ 3 SDCM; CRI ≥ 80; min. 90% of luminous flux after 50000 operating hours; energy efficient LEDs with high CRI; high gloss reflector with faceted design; Reflector chrome; UGR ≤ 13; VDU compatible workplace luminaire according to DIN EN 12464-1; luminance above 65° ≤ 1500 cd/m²; direct/indirect illumination characteristic; indirect light component with integrated PC boards and high quality lens system for maximum, homogeneous ceiling illumination, separately controllable; degree of protection IP20; PC1 220-240V; internal wiring in light halogen free; incl. DALI-2 converter; accessories are listed separately; light source replaceable by an authorized professional; control gear replaceable by an authorized professional;

Light distribution



Product drawing



¹ RAL code

Installation instructions



Lighting calculator



SETA linear direct / indirect TW power

suspended system

074-50D9537R



Project / Type

Notes

Count / Date

Maintenance Factors

Operating Time [h]	10 000	20 000	30 000	40 000	50 000
LLMF	0.98	0.95	0.93	0.91	0.9
LSF	1	1	1	1	1

MF	LMF × RSMF × LLMF × LSF	RSMF ^a	Room Surface Maintenance Factor
MF	Maintenance Factor	LLMF	Lamp Lumens Maintenance Factor
LMF ^a	Luminaire Maintenance Factor	LSF	Lamp Survival Faktor

^a According to "CIE 97, Maintenance of indoor electric lighting systems", 2005, ISBN 3-900-734-34-8. The values must be determined by the planner.

Circuit Breaker Types

Automatic Circuit Breaker Type	Number of Fixtures
B10	5
B13	7
B16	9
B20	11
C10	9
C13	12
C16	15
C20	19

Mounting accessories

END CAPS

COLOUR	Ø (MM)	ARTICLE NUMBER(S)
white	60	074-5090017
black	60	074-5090018



Mounting accessories

LINEAR CONNECTOR

ARTICLE NUMBER(S)
074-5091110
074-6091120



CORNER CONNECTOR

TYPE	COLOUR	L-W-H (MM)	ARTICLE NUMBER(S)
90° incl. through wire 5 × 1.5 mm ²	white	60-250-250	074-5091217
90° incl. through wire 5 × 1.5 mm ²	black	60-250-250	074-5091218



SETA linear direct / indirect TW power

suspended system

074-50D9537R



Project / Type

Notes

Count / Date

Mounting accessories

CEILING FASTENER

COLOUR	Ø (MM)	ARTICLE NUMBER(S)
traffic white	10	050-2041217
jet black	10	050-2041218



CABLE SUSPENSION

COLOUR	ARTICLE NUMBER(S)
chrome	005-2152110



CANOPY / FEEDER CABLE

TYPE	COLOUR	ARTICLE NUMBER(S)
5 x 1,5 mm ²	pure white	005-2212417
5 x 1,5 mm ²	jet black	005-2212418



THROUGH WIRE

TYPE	ARTICLE NUMBER(S)
5 x 1,5 mm ² 10 pieces	004-90005



Optical accessories

BLIND COVER

TYPE	COLOUR	ARTICLE NUMBER(S)
250 mm	white	074-5099107
250 mm	black	074-5099108
500 mm	white	074-5099117
500 mm	black	074-5099118

