

VELA 600 direct

suspended

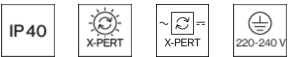
073-14526380



Project / Type

Notes

Count / Date



General

Ceiling | Suspended

jet black | RAL 9005

IP40

6280 lm

LED

4000 K

CRI ≥ 80

L90 / 50000 h

initial MacAdam ≤ 3 SDCM

MR 0.72 | MDER 0.66

Optical

Opal | opal (lambertsch)

PstLM ≤ 1.0¹ | SVM ≤ 0.4¹

Electrical

DALI-2 | 1 DALI Addr.

PC1 | 220-240 V

system 48 W

system 131 lm/W²

Physical

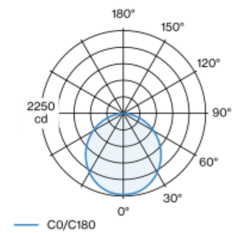
rod 1000 mm

diameter 600 mm | height 87 mm

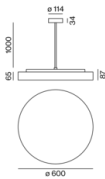
5.8 kg

Round luminaire housing in aluminium, rolled profile, seamlessly welded; surface jet black powder coated; highly reflective coating for improved efficiency; suspended luminaire with adjustable pendant rod mounting (chrome) 1000mm, feed in rod; completely homogeneously illuminated, satinised PMMA cover; light colour 4000 K; binning initial MacAdam ≤ 3 SDCM; CRI ≥ 80; min. 90% of luminous flux after 50000 operating hours; energy efficient LEDs with high CRI; canopy with 2 cable openings and plug-in terminal for through wiring; degree of protection IP40; PC1; 220-240 V; internal wiring in light halogen free; incl. DALI-2 converter; light source replaceable by an authorized professional; control gear replaceable by an authorized professional;

Light distribution



Product drawing



¹ Value of containing product at full load (undimmed)
² incl. consideration of optical losses, internal control unit losses & operating device efficiency

Installation instructions



Lighting calculator

