

# BETO linear direct

ceiling / suspended system


074-6006638B



Project / Type

Notes

Count / Date



### General

Ceiling | Suspended

jet black | RAL 9005

Reflector dark chrome

IP20

2580 lm

### LED

4000 K

CRI ≥ 80

L90 / 50000 h

initial MacAdam ≤ 3 SDCM

MR 0.72 | MDER 0.65

### Optical

Reflector | symmetric

UGR ≤ 16 | ≥65° <1500 cd/m²

### Electrical

DALI-2 | 1 DALI Addr.

PC1 | 220-240 V

system 22.6 W

system 114 lm/W <sup>1</sup>

### Physical

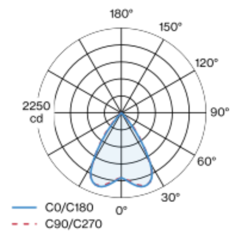
length 1700 mm | width 42 mm | height 42 mm

2.5 kg

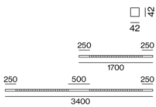
<sup>1</sup> incl. consideration of optical losses, internal control unit losses & operating device efficiency

Luminaire housing made of extruded aluminium profile; extremely slim design (only 42 x 42 mm) linear; converter integrated into luminaire housing; no visible screws; angular design; for lighting systems; surface jet black powder coated; for ceiling surface mounting or suspended mounting (1500 mm cable suspension as an accessory); with integrated toolless suspension height adjustment on the luminaire; spring clip attachment to the luminaire; extruded profile for improved thermal management; light colour 4000 K; binning initial MacAdam ≤ 3 SDCM; CRI ≥ 80; min. 90% of luminous flux after 50000 operating hours; energy efficient LEDs with high CRI; high gloss reflector with faceted design; Reflector dark chrome; UGR ≤ 16; VDU compatible workplace luminaire according to DIN EN 12464-1; luminance above 65° ≤ 1500 cd/m²; degree of protection IP20; PC1; 220-240 V; internal wiring in light halogen free; incl. DALI-2 converter; accessories are listed separately; light source replaceable by an authorized professional; control gear replaceable by an authorized professional;

### Light distribution



### Product drawing



### Installation instructions



### Lighting calculator



# BETO linear direct

ceiling / suspended system

074-6006638B



Project / Type

Notes

Count / Date

## Maintenance Factors

Operating Time [h]	10 000	20 000	30 000	40 000	50 000
LLMF	0.98	0.96	0.94	0.92	0.9
LSF	1	1	1	1	1

MF	LMF × RSMF × LLMF × LSF	RSMF <sup>a</sup>	Room Surface Maintenance Factor
MF	Maintenance Factor	LLMF	Lamp Lumens Maintenance Factor
LMF <sup>a</sup>	Luminaire Maintenance Factor	LSF	Lamp Survival Factor

<sup>a</sup> According to "CIE 97, Maintenance of indoor electric lighting systems", 2005, ISBN 3-900-734-34-8. The values must be determined by the planner.

## Circuit Breaker Types

Automatic Circuit Breaker Type	Number of Fixtures
B10	31
B13	40
B16	50
B20	62
B25	78
C10	52
C13	67
C16	85
C20	104
C25	130



# BETO linear direct

ceiling / suspended system

074-6006638B



Project / Type

Notes

Count / Date

## MOUNTING

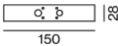
### END CAPS

COLOUR	L-W-H (MM)	ARTICLE NUMBER(S)
pure white	30-42-42	074-6090017
jet black	30-42-42	074-6090018



### LINEAR CONNECTOR ceiling

TYPE	ARTICLE NUMBER(S)
mechanical	074-6091110



### CEILING FASTENER

COLOUR	L-W-H (MM)	ARTICLE NUMBER(S)
traffic white	67-48-8	050-2041217
jet black	67-48-8	050-2041218




### CABLE SUSPENSION

COLOUR	ARTICLE NUMBER(S)
chrome	005-2152110



### CANOPY

COLOUR	L-W-H (MM)	ARTICLE NUMBER(S)
pure white	90-90-22	005-2212417
jet black	90-90-22	005-2212418



### THROUGH WIRE

TYPE	ARTICLE NUMBER(S)
10 pieces	004-90005



## OPTICAL

### BLIND COVER

COLOUR	ARTICLE NUMBER(S)
traffic white	074-6099107
jet black	074-6099108
traffic white	074-6099117
jet black	074-6099118

