

BETO linear direct


ceiling / suspended system
074-6009637R



Project / Type

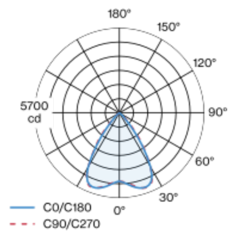
Notes

Count / Date

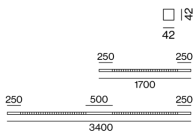


Luminaire housing made of extruded aluminium profile; extremely slim design (only 42 x 42 mm) linear; converter integrated into luminaire housing; no visible screws; angular design; for lighting systems; surface white powder coated; for ceiling surface mounting or suspended mounting (1500 mm cable suspension as an accessory); with integrated toolless suspension height adjustment on the luminaire; spring clip attachment to the luminaire; extruded profile for improved thermal management; light colour 4000 K; binning initial MacAdam ≤ 3 SDCM; CRI ≥ 80 ; min. 90% of luminous flux after 50000 operating hours; energy efficient LEDs with high CRI; high gloss reflector with faceted design; Reflector chrome; UGR ≤ 19 ; VDU compatible workplace luminaire according to DIN EN 12464-1; luminance above $65^\circ \leq 1500$ cd/m²; degree of protection IP20; PC1; 220-240 V; internal wiring in light halogen free; incl. DALI-2 converter; accessories are listed separately; light source replaceable by an authorized professional; control gear replaceable by an authorized professional;

Light distribution



Product drawing



General

Ceiling , Suspended

white , RAL 9010 ¹

Reflector chrome

IP20

7240 lm

LED

4000 K

CRI ≥ 80

L90 / 50000 h

initial MacAdam ≤ 3 SDCM

MR 0.72

MDER 0.65

Optical

Reflector

symmetric

UGR ≤ 19 , $\geq 65^\circ < 1500$ cd/m²

Electrical

DALI-2

220-240 V

system 45 W

system 161 lm/W²

PC1

2 DALI Addr.

Physical

length 3400 mm

width 42 mm

height 42 mm

5 kg

¹ RAL code
² incl. consideration of optical losses, internal control unit losses & operating device efficiency

Installation instructions



Lighting calculator





Project / Type _____

Notes _____

Count / Date _____

Maintenance Factors

Operating Time [h]	10 000	20 000	30 000	40 000	50 000
LLMF	0.98	0.96	0.94	0.92	0.9
LSF	1	1	1	1	1
MF	LMF × RSMF × LLMF × LSF		RSMF ^a	Room Surface Maintenance Factor	
MF	Maintenance Factor		LLMF	Lamp Lumens Maintenance Factor	
LMF ^a	Luminaire Maintenance Factor		LSF	Lamp Survival Factor	

^a According to "CIE 97, Maintenance of indoor electric lighting systems", 2005, ISBN 3-900-734-34-8. The values must be determined by the planner.

Circuit Breaker Types

Automatic Circuit Breaker Type	Number of Fixtures
B10	15
B13	20
B16	25
B20	31
B25	39
C10	26
C13	33
C16	42
C20	52
C25	65

MOUNTING

END CAPS

COLOUR	L-W-H (MM)	ARTICLE NUMBER(S)
pure white	30-42-42	074-6090017
jet black	30-42-42	074-6090018



LINEAR CONNECTOR

ARTICLE NUMBER(S)
074-6091110



CEILING FASTENER

COLOUR	L-W-H (MM)	ARTICLE NUMBER(S)
traffic white	67-48-8	050-2041217
jet black	67-48-8	050-2041218



CABLE SUSPENSION

COLOUR	ARTICLE NUMBER(S)
chrome	005-2152110



CANOPY / FEEDER CABLE

TYPE	COLOUR	L-W-H (MM)	ARTICLE NUMBER(S)
5 x 1,5 mm ²	pure white	90-90-22	005-2212417
5 x 1,5 mm ²	jet black	90-90-22	005-2212418



THROUGH WIRE

TYPE	ARTICLE NUMBER(S)
5 x 1,5 mm ² 10 pieces	004-90005



BETO linear direct

ceiling / suspended system

074-6009637R



Project / Type

Notes

Count / Date

OPTICAL

BLIND COVER

TYPE	COLOUR	ARTICLE NUMBER(S)
250 mm	traffic white	074-6099107
250 mm	jet black	074-6099108
500 mm	traffic white	074-6099117
500 mm	jet black	074-6099118

