

# BETO linear direct / indirect power

suspended system  
074-6039538B



Project / Type

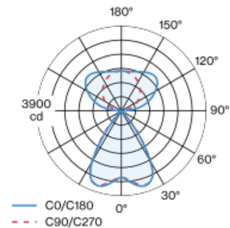
Notes

Count / Date

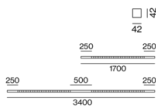


Luminaire housing made of extruded aluminium profile; extremely slim design (only 42 x 42 mm) linear; converter integrated into luminaire housing; no visible screws; angular design; for lighting systems; surface jet black powder coated; for suspended mounting (1500 mm cable suspension as an accessory); with integrated toolless suspension height adjustment on the luminaire; spring clip attachment to the luminaire; extruded profile for improved thermal management; light colour 3000 K; binning initial MacAdam  $\leq 3$  SDCM; CRI  $\geq 80$ ; min. 90% of luminous flux after 50000 operating hours; energy efficient LEDs with high CRI; high gloss reflector with faceted design; Reflector dark chrome; UGR  $\leq 10$ ; VDU compatible workplace luminaire according to DIN EN 12464-1; luminance above  $65^\circ \leq 1500$  cd/m<sup>2</sup>; direct/indirect illumination characteristic; indirect light component with integrated PC boards and high quality lens system for maximum, homogeneous ceiling illumination, separately controllable; degree of protection IP20; PC1; 220-240 V; internal wiring in light halogen free; incl. DALI-2 converter; accessories are listed separately; light source replaceable by an authorized professional; control gear replaceable by an authorized professional;

## Light distribution



## Product drawing



## General

Ceiling | Suspended

jet black | RAL 9005

Reflector dark chrome

IP20

indirect 7330 lm | direct 4540 lm

total 11870 lm

## LED

3000 K

CRI  $\geq 80$

L90 / 50000 h

initial MacAdam  $\leq 3$  SDCM

MR 0.56 | MDER 0.51

## Optical

Reflector | symmetric

UGR  $\leq 10$  |  $\geq 65^\circ < 1500$  cd/m<sup>2</sup>

PstLM  $\leq 1.0$ <sup>1</sup> | SVM  $\leq 0.4$ <sup>1</sup>

## Electrical

DALI-2 | 3 DALI Addr.

PC1 | 220-240 V

system 95 W

system 125 lm/W<sup>2</sup>

## Physical

length 3400 mm | width 42 mm | height 42 mm

5.2 kg

<sup>1</sup> Value of containing product at full load (undimmed)  
<sup>2</sup> incl. consideration of optical losses, internal control unit losses & operating device efficiency

## Installation instructions



## Lighting calculator



# BETO linear direct / indirect power

suspended system  
074-6039538B



Project / Type

Notes

Count / Date

## Maintenance Factors

Operating Time [h]	10 000	20 000	30 000	40 000	50 000
LLMF	0.98	0.96	0.94	0.92	0.9
LSF	1	1	1	1	1

MF

MF

LMF<sup>a</sup>

LMF × RSMF × LLMF × LSF

Maintenance Factor

Luminaire Maintenance Factor

RSMF<sup>a</sup>

LLMF

LSF

Room Surface Maintenance Factor

Lamp Lumens Maintenance Factor

Lamp Survival Factor

<sup>a</sup> According to "CIE 97, Maintenance of indoor electric lighting systems", 2005, ISBN 3-900-734-34-8. The values must be determined by the planner.

## Circuit Breaker Types

Automatic Circuit Breaker Type	Number of Fixtures
B10	5
B13	7
B16	9
B20	11
C10	9
C13	12
C16	15
C20	19



# BETO linear direct / indirect power

suspended system  
074-6039538B



Project / Type \_\_\_\_\_

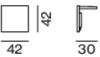
Notes \_\_\_\_\_

Count / Date \_\_\_\_\_

## MOUNTING

### END CAPS

COLOUR	L-W-H (MM)	ARTICLE NUMBER(S)
pure white	30-42-42	074-6090017
jet black	30-42-42	074-6090018



### LINEAR CONNECTOR incl. cable suspension

TYPE	ARTICLE NUMBER(S)
mechanical	074-6091120




### CABLE SUSPENSION

COLOUR	ARTICLE NUMBER(S)
chrome	005-2152110




### CANOPY

COLOUR	L-W-H (MM)	ARTICLE NUMBER(S)
pure white	90-90-22	005-2212417
jet black	90-90-22	005-2212418



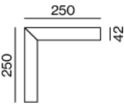
### THROUGH WIRE

TYPE	ARTICLE NUMBER(S)
10 pieces	004-90005



### CORNER CONNECTOR 90°

TYPE	COLOUR	L-W-H (MM)	ARTICLE NUMBER(S)
incl. through wire 5 × 1.5 mm²	pure white	250-250-42	074-6091217
incl. through wire 5 × 1.5 mm²	jet black	250-250-42	074-6091218



## OPTICAL

### BLIND COVER

COLOUR	ARTICLE NUMBER(S)
traffic white	074-6099107
jet black	074-6099108
traffic white	074-6099117
jet black	074-6099118

