

BETO linear direct / indirect power

suspended system


074-6039578R



Project / Type _____

Notes _____

Count / Date _____



General

Ceiling , Suspended
 black , RAL9005 ¹
 Reflector chrome
 IP20
 indirect 7350 lm
 direct 6360 lm
 total 13710 lm

LED

3000 K
 CRI ≥ 80
 L90 / 50000 h
 initial MacAdam ≤ 3 SDCM
 MR 0.46
 MDER 0.51

Optical

Reflector
 Symmetric
 UGR < 13 , ≥65° <1500 cd/m²

Electrical

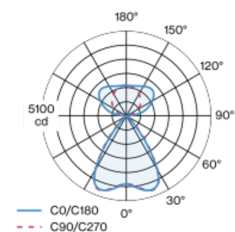
DALI daylight & movement sensor
 97 W
 PC1 220-240V
 141 lm/W
 3 DALI Addr.

Physical

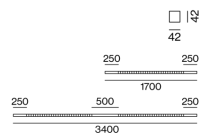
length 3400 mm
 width 42 mm
 height 42 mm

Luminaire housing made of extruded aluminium profile; extremely slim design (only 42 x 42 mm) linear; converter integrated into luminaire housing; no visible screws; angular design; for lighting systems; surface black powder coated; for suspended mounting (1500 mm cable suspension as an accessory); with integrated tool-less suspension height adjustment; spring clip attachment to the luminaire; extruded profile for improved thermal management; light colour 3000 K; binning initial MacAdam ≤ 3 SDCM; CRI ≥ 80; min. 90% of luminous flux after 50000 operating hours; energy efficient LEDs with high CRI; high gloss reflector with faceted design; Reflector chrome; UGR ≤ 13; VDU compatible workplace luminaire according to DIN EN 12464-1; luminance above 65° ≤ 1500 cd/m²; direct/indirect illumination characteristic; indirect light component with integrated PC boards and high quality lens system for maximum, homogeneous ceiling illumination, separately controllable; degree of protection IP20; PC1 220-240V; internal wiring in light halogen free; incl. DALI-2 converter; luminaire with integrated DALI-1 infrared presence and brightness sensor (DALI signal required); automatic light control of luminaire to individually adjustable brightness; variable automatic shutdown; accessories are listed separately; light source replaceable by an authorized professional; control gear replaceable by an authorized professional;

Light distribution



Product drawing



¹ RAL code

Installation instructions



Lighting calculator



BETO linear direct / indirect power

suspended system

074-6039578R



Project / Type _____

Notes _____

Count / Date _____

Circuit Breaker Types

Automatic Circuit Breaker Type	Number of Fixtures
B10	5
B13	7
B16	9
B20	11
C10	9
C13	12
C16	15
C20	19

MOUNTING

END CAPS

COLOUR	L-W-H (MM)	ARTICLE NUMBER(S)
pure white	30-42-42	074-6090017
jet black	30-42-42	074-6090018



LINEAR CONNECTOR

ARTICLE NUMBER(S)
074-6091120

CABLE SUSPENSION

COLOUR	ARTICLE NUMBER(S)
chrome	005-2152110



CANOPY / FEEDER CABLE

TYPE	COLOUR	ARTICLE NUMBER(S)
5 x 1,5 mm ²	pure white	005-2212417
5 x 1,5 mm ²	jet black	005-2212418



THROUGH WIRE

TYPE	ARTICLE NUMBER(S)
5 x 1,5 mm ² 10 pieces	004-90005



CORNER CONNECTOR

TYPE	COLOUR	L-W-H (MM)	ARTICLE NUMBER(S)
90° incl. through wire 5 x 1,5 mm ²	pure white	250-250-42	074-6091217
90° incl. through wire 5 x 1,5 mm ²	jet black	250-250-42	074-6091218



BETO linear direct / indirect power

suspended system

074-6039578R



Project / Type

Notes

Count / Date

OPTICAL

BLIND COVER

TYPE	COLOUR	ARTICLE NUMBER(S)
250 mm	traffic white	074-6099107
250 mm	jet black	074-6099108
500 mm	traffic white	074-6099117
500 mm	jet black	074-6099118