

BETO linear direct / indirect power

suspended system
074-6039638B



Project / Type

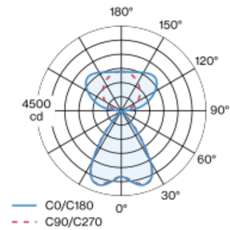
Notes

Count / Date

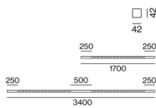


Luminaire housing made of extruded aluminium profile; extremely slim design (only 42 x 42 mm) linear; converter integrated into luminaire housing; no visible screws; angular design; for lighting systems; surface jet black powder coated; for suspended mounting (1500 mm cable suspension as an accessory); with integrated toolless suspension height adjustment on the luminaire; spring clip attachment to the luminaire; extruded profile for improved thermal management; light colour 4000 K; binning initial MacAdam ≤ 3 SDCM; CRI ≥ 80 ; min. 90% of luminous flux after 50000 operating hours; energy efficient LEDs with high CRI; high gloss reflector with faceted design; Reflector dark chrome; UGR ≤ 13 ; VDU compatible workplace luminaire according to DIN EN 12464-1; luminance above $65^\circ \leq 1500$ cd/m²; direct/indirect illumination characteristic; indirect light component with integrated PC boards and high quality lens system for maximum, homogeneous ceiling illumination, separately controllable; degree of protection IP20; PC1; 220-240 V; internal wiring in light halogen free; incl. DALI-2 converter; accessories are listed separately; light source replaceable by an authorized professional; control gear replaceable by an authorized professional;

Light distribution



Product drawing



General

Ceiling | Suspended

jet black | RAL 9005

Reflector dark chrome

IP20

indirect 8350 lm | direct 5170 lm

total 13520 lm

LED

4000 K

CRI ≥ 80

L90 / 50000 h

initial MacAdam ≤ 3 SDCM

MR 0.72 | MDER 0.65

Optical

Reflector | symmetric

UGR ≤ 13 | $\geq 65^\circ < 1500$ cd/m²

PstLM ≤ 1.0 ¹ | SVM ≤ 0.4 ¹

Electrical

DALI-2 | 3 DALI Addr.

PC1 | 220-240 V

system 95 W

system 142 lm/W ²

Physical

length 3400 mm | width 42 mm | height 42 mm

5.2 kg

¹ Value of containing product at full load (undimmed)
² incl. consideration of optical losses, internal control unit losses & operating device efficiency

Installation instructions



Lighting calculator



BETO linear direct / indirect power

suspended system
074-6039638B



Project / Type

Notes

Count / Date

Maintenance Factors

Operating Time [h]	10 000	20 000	30 000	40 000	50 000
LLMF	0.98	0.96	0.94	0.92	0.9
LSF	1	1	1	1	1
MF	LMF × RSMF × LLMF × LSF		RSMF ^a	Room Surface Maintenance Factor	
MF	Maintenance Factor		LLMF	Lamp Lumens Maintenance Factor	
LMF ^a	Luminaire Maintenance Factor		LSF	Lamp Survival Factor	

^a According to "CIE 97, Maintenance of indoor electric lighting systems", 2005, ISBN 3-900-734-34-8. The values must be determined by the planner.

Circuit Breaker Types

Automatic Circuit Breaker Type	Number of Fixtures
B10	5
B13	7
B16	9
B20	11
C10	9
C13	12
C16	15
C20	19



BETO linear direct / indirect power

suspended system
074-6039638B



Project / Type _____

Notes _____

Count / Date _____

MOUNTING

END CAPS

COLOUR	L-W-H (MM)	ARTICLE NUMBER(S)
pure white	30-42-42	074-6090017
jet black	30-42-42	074-6090018



LINEAR CONNECTOR incl. cable suspension

TYPE	ARTICLE NUMBER(S)
mechanical	074-6091120




CABLE SUSPENSION

COLOUR	ARTICLE NUMBER(S)
chrome	005-2152110



CANOPY

COLOUR	L-W-H (MM)	ARTICLE NUMBER(S)
pure white	90-90-22	005-2212417
jet black	90-90-22	005-2212418



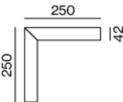
THROUGH WIRE

TYPE	ARTICLE NUMBER(S)
10 pieces	004-90005



CORNER CONNECTOR 90°

TYPE	COLOUR	L-W-H (MM)	ARTICLE NUMBER(S)
incl. through wire 5 × 1.5 mm²	pure white	250-250-42	074-6091217
incl. through wire 5 × 1.5 mm²	jet black	250-250-42	074-6091218



OPTICAL

BLIND COVER

COLOUR	ARTICLE NUMBER(S)
traffic white	074-6099107
jet black	074-6099108
traffic white	074-6099117
jet black	074-6099118

