

HEX-O 1000

ceiling


073-61715380



Project / Type

Notes

Count / Date



General

Ceiling | Surface

black | RAL 9005 ¹

IP20

9110 lm

LED

3000 K

CRI ≥ 80

L90 / 50000 h

initial MacAdam ≤ 3 SDCM

MR 0.54 | MDER 0.49

Optical

Opal | opal (lambertsch)

PstLM ≤ 1.0 ² | SVM ≤ 0.4 ²

Electrical

DALI-2 | 1 DALI Addr.

PC1 | 220-240 V

system 68 W

system 134 lm/W ³

minimum cable length on-site 0.5m

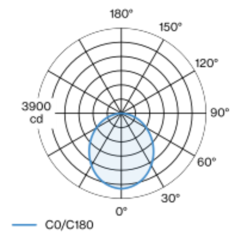
Physical

length 1000 mm | width 866 mm | height 100 mm

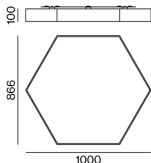
17 kg

Hexagonal light fitting from aluminium profile; seamlessly welded; surface black powder coated; suitable for ceiling mounting; convenient quick mounting system without tools; suitable for single or group installation; can be combined with all HEX-O ceiling and TRIG-O ceiling luminaires and acoustic elements; highly reflective coating for improved efficiency; completely homogeneously illuminated, satinised PMMA cover; same luminance for all size versions; light colour 3000 K; binning initial MacAdam ≤ 3 SDCM; CRI ≥ 80; min. 90% of luminous flux after 50000 operating hours; energy efficient LEDs with high CRI; luminaire with 2 cable openings and plug-in terminal for through wiring; degree of protection IP20; PC1; 220-240 V; internal wiring in light halogen free; incl. DALI-2 converter; light source replaceable by an authorized professional; control gear replaceable by an authorized professional;

Light distribution



Product drawing



Installation instructions



Lighting calculator



HEX-O 1000

ceiling

073-61715380



Project / Type

Notes

Count / Date

Maintenance Factors

Operating Time [h]	10 000	20 000	30 000	40 000	50 000
LLMF	0.98	0.95	0.93	0.91	0.9
LSF	1	1	1	1	1
MF	LMF × RSMF × LLMF × LSF		RSMF ^a	Room Surface Maintenance Factor	
MF	Maintenance Factor		LLMF	Lamp Lumens Maintenance Factor	
LMF ^a	Luminaire Maintenance Factor		LSF	Lamp Survival Factor	

^a According to "CIE 97, Maintenance of indoor electric lighting systems", 2005, ISBN 3-900-734-34-8. The values must be determined by the planner.

Circuit Breaker Types

Automatic Circuit Breaker Type	Number of Fixtures
B10	9
B13	13
B16	15
B20	18
C10	18
C13	26
C16	30
C20	36

