

SETA linear direct

ceiling / suspended system


074-5009677R



Project / Type

Notes

Count / Date



General

Ceiling , Suspended

white , RAL9010 ¹

Reflector chrome

IP20

7000 lm

LED

4000 K

CRI \geq 80

L90 / 50000 h

initial MacAdam \leq 3 SDCM

MR 0.59

MDER 0.65

Optical

Reflector

Symmetric

UGR $<$ 19 , \geq 65° $<$ 1500 cd/m²

Electrical

DALI daylight & movement sensor

46 W

PC1 220-240V

152 lm/W

2 DALI Addr.

Physical

length 3400 mm

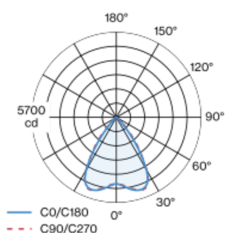
width 60 mm

height 60 mm

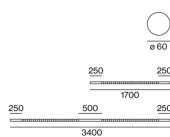
¹ RAL code

Luminaire housing made of extruded aluminium profile; extremely slim design (only \varnothing 61 mm) linear; converter integrated into luminaire housing; no visible screws; for lighting systems; surface white powder coated; for ceiling surface mounting or suspended mounting (1500 mm cable suspension as an accessory); with integrated tool-less suspension height adjustment; spring clip attachment to the luminaire; extruded profile for improved thermal management; light colour 4000 K; binning initial MacAdam \leq 3 SDCM; CRI \geq 80; min. 90% of luminous flux after 50000 operating hours; energy efficient LEDs with high CRI; high gloss reflector with faceted design; Reflector chrome; UGR \leq 19; VDU compatible workplace luminaire according to DIN EN 12464-1; luminance above 65° \leq 1500 cd/m²; degree of protection IP20; PC1 220-240V; internal wiring in light halogen free; incl. DALI-2 converter; luminaire with integrated DALI-1 infrared presence and brightness sensor (DALI signal required); automatic light control of luminaire to individually adjustable brightness; variable automatic shutdown; accessories are listed separately; light source replaceable by an authorized professional; control gear replaceable by an authorized professional;

Light distribution



Product drawing



Installation instructions



Lighting calculator



SETA linear direct

ceiling / suspended system

074-5009677R



Project / Type

Notes

Count / Date

Circuit Breaker Types

Automatic Circuit Breaker Type	Number of Fixtures
B10	15
B13	20
B16	25
B20	31
C10	26
C13	33
C16	42
C20	52

MOUNTING

END CAPS

COLOUR	Ø (MM)	ARTICLE NUMBER(S)
white	60	074-5090017
black	60	074-5090018



MOUNTING

LINEAR CONNECTOR

ARTICLE NUMBER(S)
074-5091110
074-6091120



CORNER CONNECTOR

TYPE	COLOUR	L-W-H (MM)	ARTICLE NUMBER(S)
90° incl. through wire 5 × 1.5 mm ²	white	60:250:250	074-5091217
90° incl. through wire 5 × 1.5 mm ²	black	60:250:250	074-5091218



SETA linear direct

ceiling / suspended system

074-5009677R



Project / Type

Notes

Count / Date

MOUNTING

CEILING FASTENER

COLOUR	Ø (MM)	ARTICLE NUMBER(S)
traffic white	10	050-2041217
jet black	10	050-2041218



CABLE SUSPENSION

COLOUR	ARTICLE NUMBER(S)
chrome	005-2152110



CANOPY / FEEDER CABLE

TYPE	COLOUR	ARTICLE NUMBER(S)
5 x 1,5 mm ²	pure white	005-2212417
5 x 1,5 mm ²	jet black	005-2212418



THROUGH WIRE

TYPE	ARTICLE NUMBER(S)
5 x 1,5 mm ² 10 pieces	004-90005



OPTICAL

BLIND COVER

TYPE	COLOUR	ARTICLE NUMBER(S)
250 mm	white	074-5099107
250 mm	black	074-5099108
500 mm	white	074-5099117
500 mm	black	074-5099118

