

BETO circle 800 direct

suspended


074-7403538B



Project / Type

Notes

Count / Date



General

Ceiling , Suspended

black , RAL 9005 ¹

Reflector dark chrome

IP20

4590 lm

LED

3000 K

CRI ≥ 80

L90 / 50000 h

initial MacAdam ≤ 3 SDCM

MR 0.56

MDER 0.51

Optical

Reflector

symmetric

UGR ≤ 16 , ≥65° <1500 cd/m²

PstLM ≤ 1.0 ²

SVM ≤ 0.4 ²

Electrical

DALI-2

220-240 V

system 46 W

system 100 lm/W³

PC1

1 DALI Addr.

Physical

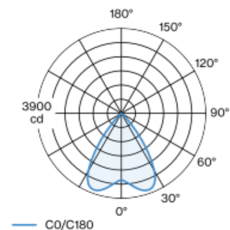
diameter 807 mm

height 42 mm

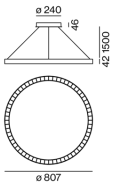
5.2 kg

Ring-shaped light fitting in rolled and seamlessly welded extruded aluminium profile; extremely slim design (only 42 x 42 mm); surface black powder coated; suspended luminaire with 1500mm cable suspension (canopy central); with integrated toolless suspension height adjustment on the luminaire; incl. transparent feed; extruded profile for improved thermal management; light colour 3000 K; binning initial MacAdam ≤ 3 SDCM; CRI ≥ 80; min. 90% of luminous flux after 50000 operating hours; energy efficient LEDs with high CRI; high gloss reflector with faceted design; Reflector dark chrome; UGR ≤ 16; VDU compatible workplace luminaire according to DIN EN 12464-1; luminance above 65° ≤ 1500 cd/m²; degree of protection IP20; PC1; 220-240 V; internal wiring in light halogen free; incl. DALI-2 converter; converter included in canopy; light source replaceable by an authorized professional; control gear replaceable by an authorized professional;

Light distribution



Product drawing



¹ RAL code ² Value of containing product at full load (undimmed)
³ incl. consideration of optical losses, internal control unit losses and operating device efficiency

Installation instructions



Lighting calculator



BETO circle 800 direct

suspended

074-7403538B



Project / Type

Notes

Count / Date

Maintenance Factors

Operating Time [h]	10 000	20 000	30 000	40 000	50 000
LLMF	0.98	0.96	0.94	0.92	0.9
LSF	1	1	1	1	1
MF	LMF × RSMF × LLMF × LSF		RSMF ^a	Room Surface Maintenance Factor	
MF	Maintenance Factor		LLMF	Lamp Lumens Maintenance Factor	
LMF ^a	Luminaire Maintenance Factor		LSF	Lamp Survival Factor	

^a According to "CIE 97, Maintenance of indoor electric lighting systems", 2005, ISBN 3-900-734-34-8. The values must be determined by the planner.

Circuit Breaker Types

Automatic Circuit Breaker Type	Number of Fixtures
B10	9
B13	13
B16	15
B20	18
C10	18
C13	26
C16	30
C20	36

