


SETA linear direct / indirect power

suspended system
074-5039577R



Project / Type _____
Notes _____
Count / Date _____



General

Ceiling , Suspended _____
white , RAL9010 ¹ _____
Reflector chrome _____
IP20 _____
indirect 7330 lm _____
direct 6350 lm _____
total 13680 lm _____

LED

3000 K _____
CRI ≥ 80 _____
L90 / 50000 h _____
initial MacAdam ≤ 3 SDCM _____
MR 0.56 _____
MDER 0.51 _____

Optical

Reflector _____
Symmetric _____
UGR < 13 , ≥65° <1500 cd/m² _____

Electrical

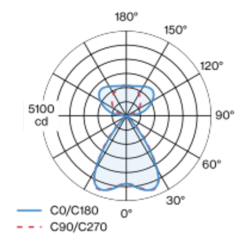
DALI daylight & movement sensor _____
95 W _____
PC1 220-240V _____
144 lm/W _____
3 DALI Addr. _____

Physical

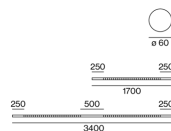
length 3400 mm _____
width 60 mm _____
height 60 mm _____

Luminaire housing made of extruded aluminium profile; extremely slim design (only Ø 61 mm) linear; converter integrated into luminaire housing; no visible screws; for lighting systems; surface white powder coated; for suspended mounting (1500 mm cable suspension as an accessory); with integrated tool-less suspension height adjustment; spring clip attachment to the luminaire; extruded profile for improved thermal management; light colour 3000 K; binning initial MacAdam ≤ 3 SDCM; CRI ≥ 80; min. 90% of luminous flux after 50000 operating hours; energy efficient LEDs with high CRI; high gloss reflector with faceted design; Reflector chrome; UGR ≤ 13; VDU compatible workplace luminaire according to DIN EN 12464-1; luminance above 65° ≤ 1500 cd/m²; direct/indirect illumination characteristic; indirect light component with integrated PC boards and high quality lens system for maximum, homogeneous ceiling illumination, separately controllable; degree of protection IP20; PC1 220-240V; internal wiring in light halogen free; incl. DALI-2 converter; luminaire with integrated DALI-1 infrared presence and brightness sensor (DALI signal required); automatic light control of luminaire to individually adjustable brightness; variable automatic shutdown; accessories are listed separately; light source replaceable by an authorized professional; control gear replaceable by an authorized professional;

Light distribution



Product drawing



¹ RAL code

Installation instructions



Lighting calculator



SETA linear direct / indirect power

suspended system
074-5039577R



Project / Type _____

Notes _____

Count / Date _____

Circuit Breaker Types

Automatic Circuit Breaker Type	Number of Fixtures
B10	5
B13	7
B16	9
B20	11
C10	9
C13	12
C16	15
C20	19

MOUNTING

END CAPS

COLOUR	Ø (MM)	ARTICLE NUMBER(S)
white	60	074-5090017
black	60	074-5090018



MOUNTING

LINEAR CONNECTOR

ARTICLE NUMBER(S)
074-5091110
074-6091120



CORNER CONNECTOR

TYPE	COLOUR	L-W-H (MM)	ARTICLE NUMBER(S)
90° incl. through wire 5 × 1.5 mm ²	white	60:250:250	074-5091217
90° incl. through wire 5 × 1.5 mm ²	black	60:250:250	074-5091218



SETA linear direct / indirect power

suspended system

074-5039577R



Project / Type

Notes

Count / Date

MOUNTING

CEILING FASTENER

COLOUR	Ø (MM)	ARTICLE NUMBER(S)
traffic white	10	050-2041217
jet black	10	050-2041218



CABLE SUSPENSION

COLOUR	ARTICLE NUMBER(S)
chrome	005-2152110



CANOPY / FEEDER CABLE

TYPE	COLOUR	ARTICLE NUMBER(S)
5 x 1,5 mm ²	pure white	005-2212417
5 x 1,5 mm ²	jet black	005-2212418



THROUGH WIRE

TYPE	ARTICLE NUMBER(S)
5 x 1,5 mm ² 10 pieces	004-90005



OPTICAL

BLIND COVER

TYPE	COLOUR	ARTICLE NUMBER(S)
250 mm	white	074-5099107
250 mm	black	074-5099108
500 mm	white	074-5099117
500 mm	black	074-5099118

