

UNICO wall 2 lamps

surface


090-0L243TG001



Project / Type

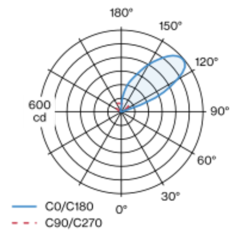
Notes

Count / Date

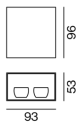


Rectangular wall surface mounted multi-uplight made of aluminium; luminaire housing can be attached to mounting plate without tools by interlock; converter integrated into luminaire housing; surface white aluminium powder coated; equipped with two light insets; high quality reflector with micro-faceted, aluminum-vaporised surface; homogeneous wall or ceiling illumination through uniform light distribution; passive cooling of the LEDs through improved heat sink geometry; light colour 2700 K; binning initial MacAdam ≤ 3 SDCM; CRI ≥ 90 ; min. 80% of luminous flux after 50000 operating hours; energy-efficient high power LEDs with very good colour rendering; degree of protection IP20; PC1; 220-240 V; suitable for through wiring; incl. DALI-2 converter; light source not replaceable; control gear replaceable by an authorized professional;

Light distribution



Product drawing



General

Wall | Surface

white aluminium | RAL 9006 ¹

IP20

650 lm

LED

2700 K

CRI ≥ 90

L80 / 50000 h

initial MacAdam ≤ 3 SDCM

R_g: 101 | R_f: 91 | R_{t(1-15)}: 89

MR 0.56 | MDER 0.51

Optical

asymmetric

P_{stLM} ≤ 1.0 ² | SVM ≤ 0.4 ²

Electrical

DALI-2 | 1 DALI Addr.

PC1 | 220-240 V

system 17.3 W

system 38 lm/W ³

Physical

length 93 mm | width 53 mm | height 96 mm

0.6 kg

¹ RAL code ² Value of containing product at full load (undimmed)
³ incl. consideration of optical losses, internal control unit losses & operating device efficiency

Installation instructions



UNICO wall 2 lamps

surface

090-0L243TG001



Project / Type

Notes

Count / Date

Maintenance Factors

Operating Time [h]	10 000	20 000	30 000	40 000	50 000
LLMF	0.94	0.91	0.89	0.87	0.84
LSF	1	1	1	1	1

MF

LMF × RSMF × LLMF × LSF

MF

Maintenance Factor

LMF^a

Luminaire Maintenance Factor

RSMF^a

Room Surface Maintenance Factor

LLMF

Lamp Lumens Maintenance Factor

LSF

Lamp Survival Factor

^a According to "CIE 97, Maintenance of indoor electric lighting systems", 2005, ISBN 3-900-734-34-8. The values must be determined by the planner.

Circuit Breaker Types

Automatic Circuit Breaker Type	Number of Fixtures
B10	48
B13	62
B16	76
B20	95
C10	81
C13	104
C16	129
C20	162

