

# BETO circle 1600 direct / indirect power

suspended


074-7444537B



Project / Type \_\_\_\_\_

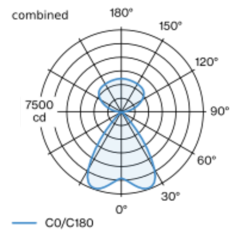
Notes \_\_\_\_\_

Count / Date \_\_\_\_\_

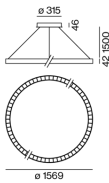


Ring-shaped light fitting in rolled and seamlessly welded extruded aluminium profile; extremely slim design (only 42 x 42 mm); surface white powder coated; suspended luminaire with 1500mm cable suspension (canopy central); with integrated toolless suspension height adjustment on the luminaire; incl. transparent feed; extruded profile for improved thermal management; light colour 3000 K; binning initial MacAdam  $\leq 3$  SDCM; CRI  $\geq 80$ ; min. 90% of luminous flux after 50000 operating hours; energy efficient LEDs with high CRI; high gloss reflector with faceted design; Reflector dark chrome; UGR  $\leq 13$ ; VDU compatible workplace luminaire according to DIN EN 12464-1; luminance above  $65^\circ \leq 1500$  cd/m<sup>2</sup>; direct/indirect illumination characteristic; indirect light component with integrated PC boards and high quality lens system for maximum, homogeneous ceiling illumination, separately controllable; degree of protection IP20; PC1; 220-240 V; internal wiring in light halogen free; incl. DALI-2 converter; converter included in canopy; light source replaceable by an authorized professional; control gear replaceable by an authorized professional;

## Light distribution



## Product drawing



## General

Ceiling , Suspended \_\_\_\_\_

white , RAL 9010 <sup>1</sup> \_\_\_\_\_

Reflector dark chrome \_\_\_\_\_

IP20 \_\_\_\_\_

indirect 12200 lm \_\_\_\_\_

direct 9170 lm \_\_\_\_\_

total 21370 lm \_\_\_\_\_

## LED

3000 K \_\_\_\_\_

CRI  $\geq 80$  \_\_\_\_\_

L90 / 50000 h \_\_\_\_\_

initial MacAdam  $\leq 3$  SDCM \_\_\_\_\_

MR 0.56 \_\_\_\_\_

MDER 0.51 \_\_\_\_\_

## Optical

Reflector \_\_\_\_\_

symmetric \_\_\_\_\_

UGR  $\leq 13$  ,  $\geq 65^\circ < 1500$  cd/m<sup>2</sup> \_\_\_\_\_

PstLM  $\leq 1.0^2$  <sup>3</sup> \_\_\_\_\_

SVM  $\leq 0.4^2$  <sup>3</sup> \_\_\_\_\_

## Electrical

DALI-2 D/I separately controllable \_\_\_\_\_

220-240 V \_\_\_\_\_

system 172 W \_\_\_\_\_

system 124 lm/W<sup>4</sup> \_\_\_\_\_

PC1 \_\_\_\_\_

2 DALI Addr. \_\_\_\_\_

## Physical

diameter 1569 mm \_\_\_\_\_

height 42 mm \_\_\_\_\_

9 kg \_\_\_\_\_

<sup>1</sup> RAL code <sup>2</sup> combined

<sup>3</sup> Value of containing product at full load (undimmed)

<sup>4</sup> incl. consideration of optical losses, internal control unit losses & operating device efficiency

## Installation instructions



## Lighting calculator

