

# UNICO wall 4 lamps

surface  
090-OL441TW001



Project / Type

Notes

Count / Date



### General

Wall | Surface

traffic white | RAL 9016

IP20

1230 lm

### LED

2700 K

CRI ≥ 90

L90 / 50000 h

initial MacAdam ≤ 3 SDCM

R<sub>g</sub>: 101 | R<sub>r</sub>: 91 | R<sub>(1-15)</sub>: 89

MR 0.56 | MDER 0.51

### Optical

asymmetric

P<sub>st</sub>LM ≤ 1.0 <sup>1</sup> | SVM ≤ 0.4 <sup>1</sup>

### Electrical

non DIM

PC1 | 220-240 V

system 29.8 W

system 41 lm/W <sup>2</sup>

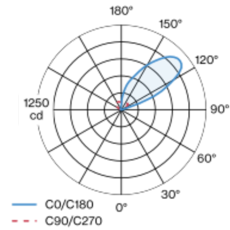
### Physical

length 168 mm | width 53 mm | height 96 mm

0.85 kg

Rectangular wall surface mounted multi-uplight made of aluminium; luminaire housing can be attached to mounting plate without tools by interlock; converter integrated into luminaire housing; surface traffic white powder coated; equipped with four light insets; high quality reflector with micro-faceted, aluminum-vaporised surface; homogeneous wall or ceiling illumination through uniform light distribution; passive cooling of the LEDs through improved heat sink geometry; light colour 2700 K; binning initial MacAdam ≤ 3 SDCM; CRI ≥ 90; min. 90% of luminous flux after 50000 operating hours; energy-efficient high power LEDs with very good colour rendering; degree of protection IP20; PC1; 220-240 V; suitable for through wiring; incl. converter, non dimmable; light source not replaceable; control gear replaceable by an authorized professional;

### Light distribution



### Product drawing



### Installation instructions



# UNICO wall 4 lamps

surface

090-0L441TW001



Project / Type

Notes

Count / Date

### Maintenance Factors

Operating Time [h]	10 000	20 000	30 000	40 000	50 000
LLMF	0.96	0.95	0.95	0.94	0.93
LSF	1	1	1	1	1

MF

LMF × RSMF × LLMF × LSF

MF

Maintenance Factor

LMF<sup>a</sup>

Luminaire Maintenance Factor

RSMF<sup>a</sup>

Room Surface Maintenance Factor

LLMF

Lamp Lumens Maintenance Factor

LSF

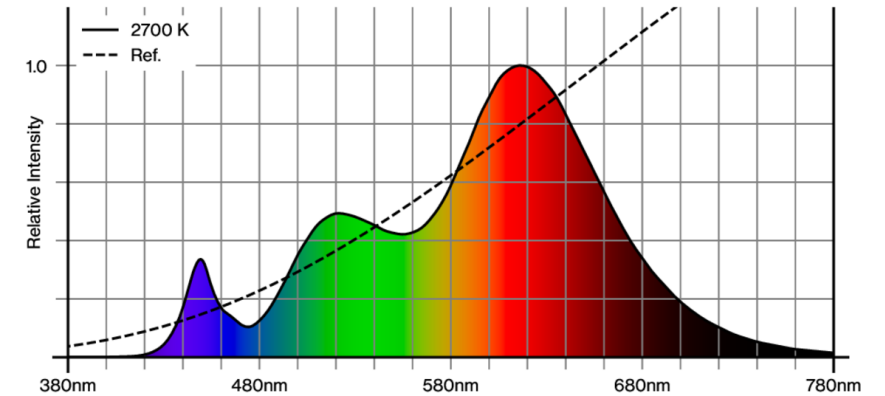
Lamp Survival Factor

<sup>a</sup> According to "CIE 97, Maintenance of indoor electric lighting systems", 2005, ISBN 3-900-734-34-8. The values must be determined by the planner.

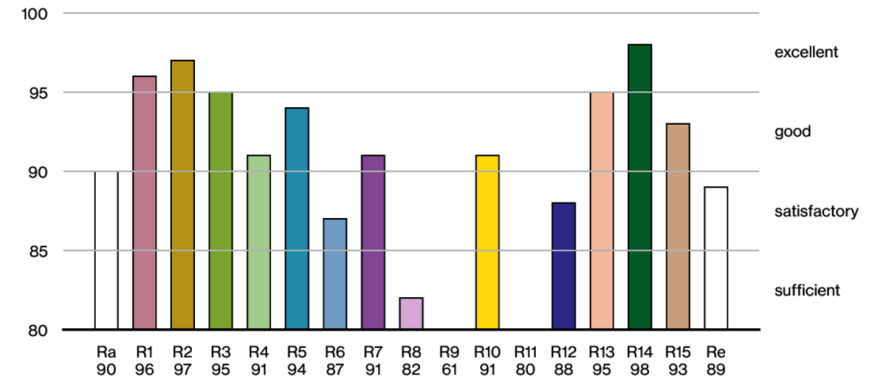
### Circuit Breaker Types

Automatic Circuit Breaker Type	Number of Fixtures
B10	48
B13	62
B16	76
B20	95
C10	81
C13	104
C16	129
C20	162

### Colour rendering



### CRI/R<sub>a</sub> ≥ 91 R<sub>e</sub> ≥ 89 (2700 K)



# UNICO wall 4 lamps

surface  
090-OL441TW001

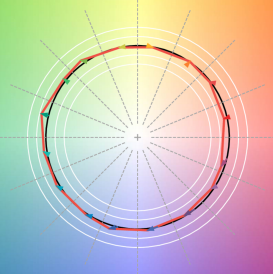


Project / Type

Notes

Count / Date

## TM30 colour vector graphic



The black line represents the black body reference. The red line indicates the results of the test light source. The deviation from the test light source to the reference is shown and is marked by arrows. The shorter the arrows, the higher the color rendering.