

# UNICO L2basic

ceiling


090-1L251D9B01



Project / Type

Notes

Count / Date



### General

Ceiling , Surface

gold , RAL 260-M<sup>1</sup>

Reflector black

IP20

1090 lm

### LED

3000 K

CRI ≥ 90

L90 / 50000 h

initial MacAdam ≤ 3 SDCM

R<sub>g</sub>: 100 , R<sub>f</sub>: 92 , R<sub>f(1-5)</sub>: 91

MR 0.64

MDER 0.58

### Optical

wide flood round

beam angle 72°

≥65° <3000 cd/m<sup>2</sup>

PstLM ≤ 1.0<sup>2</sup>

SVM ≤ 0.4<sup>2</sup>

Rectangular surface mounted multi-downlight made of aluminium; luminaire housing can be attached to mounting plate without tools by interlock; converter integrated into luminaire housing; surface gold powder coated; equipped with two wide flood round light elements; symmetrical light distribution with precise radiation characteristic, beam angle 72°; high quality reflector with micro-faceted, aluminum-vaporised surface; Reflector black; passive cooling of the LEDs through improved heat sink geometry; light colour 3000 K; binning initial MacAdam ≤ 3 SDCM; CRI ≥ 90; min. 90% of luminous flux after 50000 operating hours; energy-efficient high power LEDs with very good colour rendering; degree of protection IP20; PC1; 220-240 V; incl. converter, non dimmable; light source not replaceable; control gear replaceable by an authorized professional; clank-free;

### Electrical

non DIM

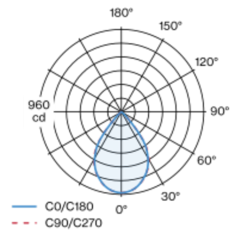
220-240 V

system 12.6 W

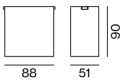
system 87 lm/W<sup>3</sup>

PC1

### Light distribution



### Product drawing



### Physical

length 88 mm

width 51 mm

height 90 mm

0.35 kg

<sup>1</sup> RAL code <sup>2</sup> Value of containing product at full load (undimmed)  
<sup>3</sup> incl. consideration of optical losses, internal control unit losses & operating device efficiency

### Installation instructions



### Lighting calculator

