

# UNICO L2basic

ceiling


090-1L241EGB01



Project / Type

Notes

Count / Date



### General

Ceiling , Surface

grey , RAL 9006 <sup>1</sup>

Reflector black

IP20

884 lm

### LED

2700 K

CRI ≥ 90

L90 / 50000 h

initial MacAdam ≤ 3 SDCM

R<sub>g</sub>: 101 , R<sub>f</sub>: 91 , R<sub>t(1-15)</sub>: 89

MR 0.56

MDER 0.51

### Optical

medium square

beam angle 32°

UGR ≤ 10

PstLM ≤ 1.0 <sup>2</sup>

SVM ≤ 0.4 <sup>2</sup>

### Electrical

non DIM

220-240 V

system 12.6 W

system 70 lm/W<sup>3</sup>

PC1

### Physical

length 88 mm

width 51 mm

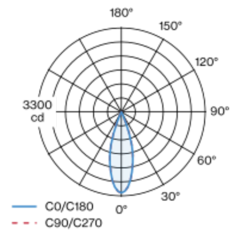
height 90 mm

0.35 kg

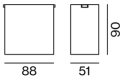
<sup>1</sup> RAL code <sup>2</sup> Value of containing product at full load (undimmed)

<sup>3</sup> incl. consideration of optical losses, internal control unit losses & operating device efficiency

### Light distribution



### Product drawing



### Installation instructions



### Lighting calculator



# UNICO L2basic

ceiling

090-1L241EGB01



Project / Type

Notes

Count / Date

## Maintenance Factors

Operating Time [h]	10 000	20 000	30 000	40 000	50 000
LLMF	0.96	0.95	0.95	0.94	0.93
LSF	1	1	1	1	1
MF	LMF × RSMF × LLMF × LSF		RSMF <sup>a</sup>	Room Surface Maintenance Factor	
MF	Maintenance Factor		LLMF	Lamp Lumens Maintenance Factor	
LMF <sup>a</sup>	Luminaire Maintenance Factor		LSF	Lamp Survival Factor	

<sup>a</sup> According to "CIE 97, Maintenance of indoor electric lighting systems", 2005, ISBN 3-900-734-34-8. The values must be determined by the planner.

## Circuit Breaker Types

Automatic Circuit Breaker Type	Number of Fixtures
B10	48
B13	62
B16	76
B20	95
C10	81
C13	104
C16	129
C20	162

